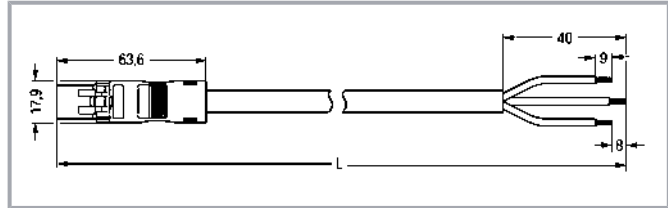


Data sheet | Item number: 891-8993/205-302

pre-assembled connecting cable; Eca; Plug/open-ended; 3-pole; Cod. A; 3 m; 1,00 mm²; white

www.wago.com/891-8993_205-302



Item description

Cable assembly *WINSTA*® MINI with protection type IP20

The *WINSTA*® MINI cable assembly 3-pole is the pluggable solution for your application in control cabinets, on PCBs or for lighting connections. Our pluggable installation connectors with spring pressure connection technology function completely without screw connections. They allow resource-efficient, error-free installation in numerous possible uses. The coding options reduce installation errors, allowing fast, secure wiring of all components. General mains applications for almost any domain of use can be realised with *WINSTA*® MINI pluggable installation connectors with A coding. Due to its particularly minimal dimensions, our *WINSTA*® MINI Pluggable Connection System with Push-in CAGE CLAMP® spring pressure connection technology is very suitable in very restricted spaces, i.e., for connections when very little room is available. According to the European CPR, the fire class of the cables used in construction is decisive for the safety of buildings, too. For buildings with average safety requirements, cable assemblies with fire class E are suitable.

Fast, secure pluggable connections – cable assemblies from WAGO

A plug and a free end are provided. The *WINSTA*® Pluggable Connection System is perfectly tailored to the strict requirements of building installation. It makes electrical installation pluggable, and therefore more efficient, more reliable, and error-free. Using this pre-assembled system decreases assembly times and errors during installation at the construction site. Choose quality and durability – the *WINSTA*® MINI pluggable installation connector with strain relief hosting from WAGO makes the installation of electrical components significantly easier.

- pluggable installation connectors with protection against mismating
- compact design for conductors with a cross-section up to 1.5 mm²
- with A coding for a great number of applications
- flexible installation to save space
- quick replacement of defective units during ongoing operation

Subject to changes. Please also observe the further product documentation!

WAGO Corporation
Germantown, WI 53022
Phone: 1-800-DIN-RAIL (346-7245) | Fax: (262) 255-6222
Email: info.us@wago.com | Web: www.wago.us

Do you have any questions about our products?
We are always happy to take your call at +49 (571) 887-44222.



Data Notes

Note	Cables with a different fire class can be found in the eShop.
------	---

Electrical data

Note on contact resistance	approx. 1 mΩ of contact resistance approx. 0.25 mΩ contact transition plug/socket
----------------------------	--

IEC Approvals

Ratings per	IEC/EN 60664-1
Rated voltage (III / 3)	250 V
Rated impulse voltage (III/3)	4 kV
Rated current	10 A
Legend (ratings)	(III / 3) ≙ Overvoltage category III / Pollution degree 3

Ratings per UL

Note for the US market	Some versions may also be used for current interruption in accordance with the UL certificate in select applications with currents below 5 A and voltages up to 600 V. For further information, please contact your local sales office.
------------------------	---

Connection data

Total number of potentials	3
PE function	Preceding PE contact
Conductor preparation	ultrasonically tip-bonded

Connection 1

Strip length	9 mm / 0.35 inch
Number of poles	3
Sheathed cable diameter	6.3 ... 8 mm
Wire cross-section	1 mm ²
Strip length (outer insulation)	40 mm
Connection type	Plug - Free end

Subject to changes. Please also observe the further product documentation!

WAGO Corporation
Germantown, WI 53022
Phone: 1-800-DIN-RAIL (346-7245) | Fax: (262) 255-6222
Email: info.us@wago.com | Web: www.wago.us

Do you have any questions about our products?
We are always happy to take your call at +49 (571) 887-44222.



Physical data

Pin spacing	4.4 mm / 0.173 inch
Total length	3 m

Mechanical data

Application	General mains applications
Coding	A
Variable coding	No
Marking	L \perp N
Potential Marking	L \perp N
Mating force of a plug-in connection	approx. 20 ... 70 N (depending on pole number)
Retention force of a plug-in connection	when locked: > 80N
Unmating force of a plug-in connection	when unlocked: approx. 20 ... 70 N (depending on pole number)
Number of mating cycles	200, without resistive load
Connection type	Plug - free end
Type of pre-assembled cable	Connecting cable
Cable type	H05VV-F 3G1
Protection type	IP20; IP40 when mated

Plug-in connection

Mismating protection	Yes
Note on mismating protection	All WINSTA® components are 100% protected against mismating when: a.) plugging different numbers of poles b.) plugging while rotated 180 c.) plugging while laterally staggered d.) plugging one pole
Locking lever	Can be retrofitted
Locking of plug-in connection	locking lever

Material data

Note (material data)	Information on material data can be found here
Color	white
Insulation material	Polyamide (PA66)
Fire class per EN 50575	E _{ca}
Contact material	Copper or copper alloy; surface-treated

Subject to changes. Please also observe the further product documentation!



Fire load	89.818 MJ
Connector color	white
Printing color of mating face	black
Strain relief color	white
Sheathed cable color	white
Printing color of sheathed cable	black
Halogen-free	No
Sheath material	PVC
Weight	225.7 g
Copper weight of the pipe	0.029 kg/m

Environmental requirements



Processing temperature	-5 ... +40 °C
Continuous operating temperature	-35 ... +85 °C
Note on continuous operating temperature	PVC cable for temperatures ≤ 70 °C (including halogen-free) Insulating parts for temperatures ≤ 105 °C

Commercial data

PU (SPU)	1 Stück
Packaging type	unpacked
Country of origin VKOrg Germany	PL
GTIN	4055143396004
Customs tariff number VKOrg Germany	85444290900

Approvals / Certificates

Country specific Approvals

Logo	Approval	Additional Approval Text	Certificate name
	CCA DEKRA Certification B.V.	EN 61535	NTR NL-7823
	KEMA/KEUR DEKRA Certification B.V.	EN 61535	71-112995

Subject to changes. Please also observe the further product documentation!

WAGO Corporation
Germantown, WI 53022
Phone: 1-800-DIN-RAIL (346-7245) | Fax: (262) 255-6222
Email: info.us@wago.com | Web: www.wago.us

Do you have any questions about our products?
We are always happy to take your call at +49 (571) 887-44222.




Required accessories

Locking levers

Locking system		
Item no.: 890-111		
Locking lever; for flying leads; for tool operation; black		www.wago.com/890-111
Item no.: 890-101		
Locking lever; for manual operation; black		www.wago.com/890-101
Item no.: 890-121		
Locking lever; for manual operation; white		www.wago.com/890-121
Item no.: 890-131		
Locking lever; for flying leads; for tool operation; white		www.wago.com/890-131

Optional accessories

Cover

Other		
	Item no.: 897-2001	
	Protective cap; Type1; for sockets and plugs; PVC; red	www.wago.com/897-2001

Mounting

Mounting accessories		
Item no.: 890-310		
Mounting carrier; 2- to 5-pole; for flying leads; black		www.wago.com/890-310
Item no.: 890-311		
Mounting carrier; 2- to 5-pole; for flying leads; white		www.wago.com/890-311

Downloads

Documentation

Bid Text

891-8993/205-302	2019 Feb 19	xml	Download
X81 - Datei		3.1 kB	
891-8993/205-302	2014 Nov 26	doc	Download
doc - Datei		26.1 kB	

CAD files

CAE data

Subject to changes. Please also observe the further product documentation!

WAGO Corporation
 Germantown, WI 53022
 Phone: 1-800-DIN-RAIL (346-7245) | Fax: (262) 255-6222
 Email: info.us@wago.com | Web: www.wago.us

Do you have any questions about our products?
 We are always happy to take your call at +49 (571) 887-44222.



WSCAD Universe 891-8993/205-302	URL	Download
WSCAD Universe 891-8993/205-302	URL	Download

Environmental Product Compliance

Compliance Search

Environmental Product Compliance 891-8993/205-302	URL	Download
pre-assembled connecting cable; Eca; Plug/open-ended; 3-pole; Cod. A; 3 m; 1,00 mm²; white		

Installation Notes

Product family

WINSTA® MINI
[Show all products from the family](#)

Subject to changes. Please also observe the further product documentation!

WAGO Corporation
Germantown, WI 53022
Phone: 1-800-DIN-RAIL (346-7245) | Fax: (262) 255-6222
Email: info.us@wago.com | Web: www.wago.us

Do you have any questions about our products?
We are always happy to take your call at +49 (571) 887-44222.