



WAGO Marking

Edition 2023/2024



WAGO Full Line Catalogs

WAGO Rail-Mount Terminal Blocks and Connectors



- Rail-Mount Terminal Blocks
- Rail-Mount Terminal Blocks with Pluggable Connector (X-COM®-SYSTEM)
- Patchboard Systems
- Terminal Strips
- PUSH WIRE® Connectors for Junction Boxes
- Lighting Connectors
- Shield Connecting System

WAGO PCB Terminal Blocks and Connectors




- PCB Terminal Blocks
- THR/SMD PCB Terminal Blocks
- *MULTI CONNECTION SYSTEM (MCS)*
- Pluggable PCB Terminal Blocks
- Feedthrough Terminal Blocks
- Specialty Connectors
- Empty Housings

WAGO Pluggable Connection System WINSTA®




- Pluggable Connectors
- Snap-In Device Connectors
- Pluggable PCB Connectors
- Distribution Connectors
- Cable Assemblies
- Flat Cable Systems
- Distribution Boxes

WAGO Automation Technology



- Solutions & Software
- Operating & Monitoring
- Controllers, Edge Devices
- Modular I/O-SYSTEM IP20, I/O-SYSTEM IP67
- Industrial Switches
- Radio Technology
- IP67 Sensor/Actuator Boxes, IP67 Cables and Connectors

WAGO Interface Electronics



- Relay and Optocoupler Modules
- Signal Conditioners and Isolation Amplifiers
- Current and Energy Measurement Technology
- Power Supplies
- Interface Modules and System Wiring
- Overvoltage Protection
- Empty Housings

WAGO Power Supplies




- Power Supplies
- DC/DC Converters
- Circuit Protection
- UPS-Charger and Capacitive Buffer Modules
- Redundancy Moduls
- Current and Energy Measurement Technology
- Overvoltage Protection

WAGO Marking



- Printer
- Software
- Terminal Block Marking
- Cable and Conductor Marking
- Device Marking
- Marker Carriers

WAGO Marking Accessories

	Page
	WAGO Thermal Transfer Smart Printer 5
	Digital Engineering with WAGO 19
	WAGO Products for the WAGO Thermal Transfer Smart Printer 27
	Printed WAGO Products 45
	Plain WAGO Products 71
	WAGO Marker Carriers 79
	Index Current addresses at www.wago.com 97

WAGO Marking Accessories and Appropriate Product Series Selection Guide

	Width (mm)	Marking Strips		WMB Inline Markers (Reel)			WMB Markers (Card)			Mini-WSB Markers (Reel and Card)		Self-Adhesive Marking Strips	Direct Marking on Product
		7.5	11	3.5	4 ... 4.2	5 ... 5.2	3.5	4 ... 4.2	5 ... 5.2	5 (reel)	5 (card)		
WAGO Rail-Mount Terminal Blocks TOPJOB® S													
2000, 2200 Series	3.5		■	■			■						
2001, 2201 Series	4.2		■	□	■		□	■					
2002, 2202, 2102 Series	5.2		■			■		□	■	□	□		
2003 Series	5.2		■			■			■	□	□		
2004, 2204 Series	6.2		■			●			●	□	□		
2005 Series	6.2		■			●			●	□	□		
2006, 2206, 2106 Series	7.5		■			●			●	□	□		
2007 Series	8		■			●			●	□	□		
2010, 2210 Series	10		■			●			●	□	□		
2016, 2216, 2116 Series	12		■			●			●	□	□		
WAGO Rail-Mount Terminal Blocks "Classic"													
270 Series	5					■				□	□		
279 Series	4				■		●	■					
280 Series	5				□	■		□	■				
281 Series	6				●	■		●	■				
282 Series	8				●	■		●	■				
283 Series	12				●	■		●	■				
284 Series	10				●	■		●	■				
285 Series	16				●	■		●	■				
880 Series	5				●	■		●	●	□	□		
WAGO Rail-Mount Terminal Blocks TOPJOB® "Classic"													
780 Series	5				□	■		□	■				
781 Series	6				●	■		●	■				
782 Series	8				●	■		●	■				
783 Series	12				●	■		●	■				
784 Series	10				●	■		●	■				
785 Series	16				●	■		●	■				
WAGO Rail-Mount Terminal Blocks with a Pluggable Connector X-COM®-SYSTEM													
769 Series	5									■	■		■
870 Series	5	□			●	■		●	■	□	□		■
WAGO Rail-Mount Terminal Blocks with a Pluggable Connector X-COM®S-SYSTEM													
2020 Series	3.5		■	■			■			□	□		■
2022 Series	5.2		■		●	■		●	■	□	□		■
WAGO Rail-Mount Terminal Blocks "Mini"													
260 Series	5 / 8												■
261 Series	6 / 0												■
262 Series	7 / 12												■
264 Series	6 / 10									■	■		
862 Series	12	■											
869 Series	5	□			●	■		●	■	□	□		
WAGO Printer													
Thermal Transfer Printer Smart Printer		■	■	■	■	■				■			
Can be ordered via Smart Designer Configuration Software from www.wago.com							■	■	■				

■ perfectly suited (e.g., marker of maximum size)

□ suitable

● only individual markers






△ only suitable with carrier

	Width (mm)	Marking Strips			WMB Inline Markers (Reel)			WMB Markers (Card)			Mini-WSB Markers (Reel and Card)		Self-Adhesive Marking Strips	Direct Marking on Product
		7	7.5	11	3.5	4 ... 4.2	5 ... 5.2	3.5	4 ... 4.2	5 ... 5.2	5 (reel)	5 (card)		
WAGO Patchboard Systems														
727 Series	7.62					●	●		●	●				□
WAGO High-Current Terminal Blocks (POWER CAGE CLAMP)														
285 Series	16 / 20 / 25 / 32			△			●			●				
WAGO MICRO PUSH WIRE® Connectors for Junction Boxes														
243 Series												■		
WAGO PCB Terminal Blocks														
745 Series	5 / 7.5 / 10										■	■	■	■
746 Series	7.5					●			●		●	●	■	■
218, 233 ... 236, 250, 254 ... 257, 735 ... 742, 744, 804, 805, 806, 816, 2604, 2606, 2616, 2624, 2626, 2636, 2706, 2716 Series													■	■
WAGO I/O SYSTEM														
750 Series	12 / 24 / 48			△							■	■		
753 Series	12 / 24 / 48			△							■	■		
WAGO Interface Modules														
788 Series	15			□			■			■				
857 Series	6					●			●					
858 Series	31			■			■			■				
859 Series	6									●	●			
WAGO Pluggable Connection System WINSTA®														
770/771 Series	10											□		■
890/891 Series	5													■
WAGO MULTI CONNECTION SYSTEM (MCS)														
231, 232, 713, 714, 721, 722, 733, 734, 832, 2231, 2721 Series												□		■
WAGO Pluggable Connection System picoMAX®														
2091, 2092 Series														■



WAGO Thermal Transfer Smart Printer

WAGO Thermal Transfer Smart Printer

		Page
	Smart Printer	10
	Cutter for Smart Printer	12
	Thermal Transfer Ink Ribbons for Smart Printer	13
	Carrying Case for Smart Printer	14
	Rollers for Smart Printer	15



Marking with Smart Printer



Terminal Block Marking

- Multi-line marking strips for clear, detailed control cabinet labels
- WMB Inline markers on a reel are suitable for various terminal block sizes
- Same profile across all TOPJOB® S Rail-Mount Terminal Blocks ensures quick labeling




Cable and Conductor Marking

- Different versions available: marking sleeves, self-laminating labels, conductor markers for thread-on mounting or shrink tubes
- Large variety of marking surface sizes



Device Marking

- Broad selection of labels, type plates, fabric labels and type plates optimizes marking for devices and control cabinets
- Marking materials are available in a variety of colors and sizes

**Your Benefits:**

- Long-lasting, indelible, scratch-proof printing
- Lower purchase costs thanks to economical marking
- Save time on printing and affixing markings
- Universal application for all control cabinet marking tasks
- Easy installation

Thermal Transfer Printer Smart Printer Installation

1



Printer – open



Accessories for unwinding material



Open the printer.



Insert the ink ribbon.



Prepare the marking material.



Printing 2009-110 Marking Strips on TOPJOB® S Rail-Mount Terminal Blocks with Smart Printer



Insert and secure the appropriate roller into the printer.

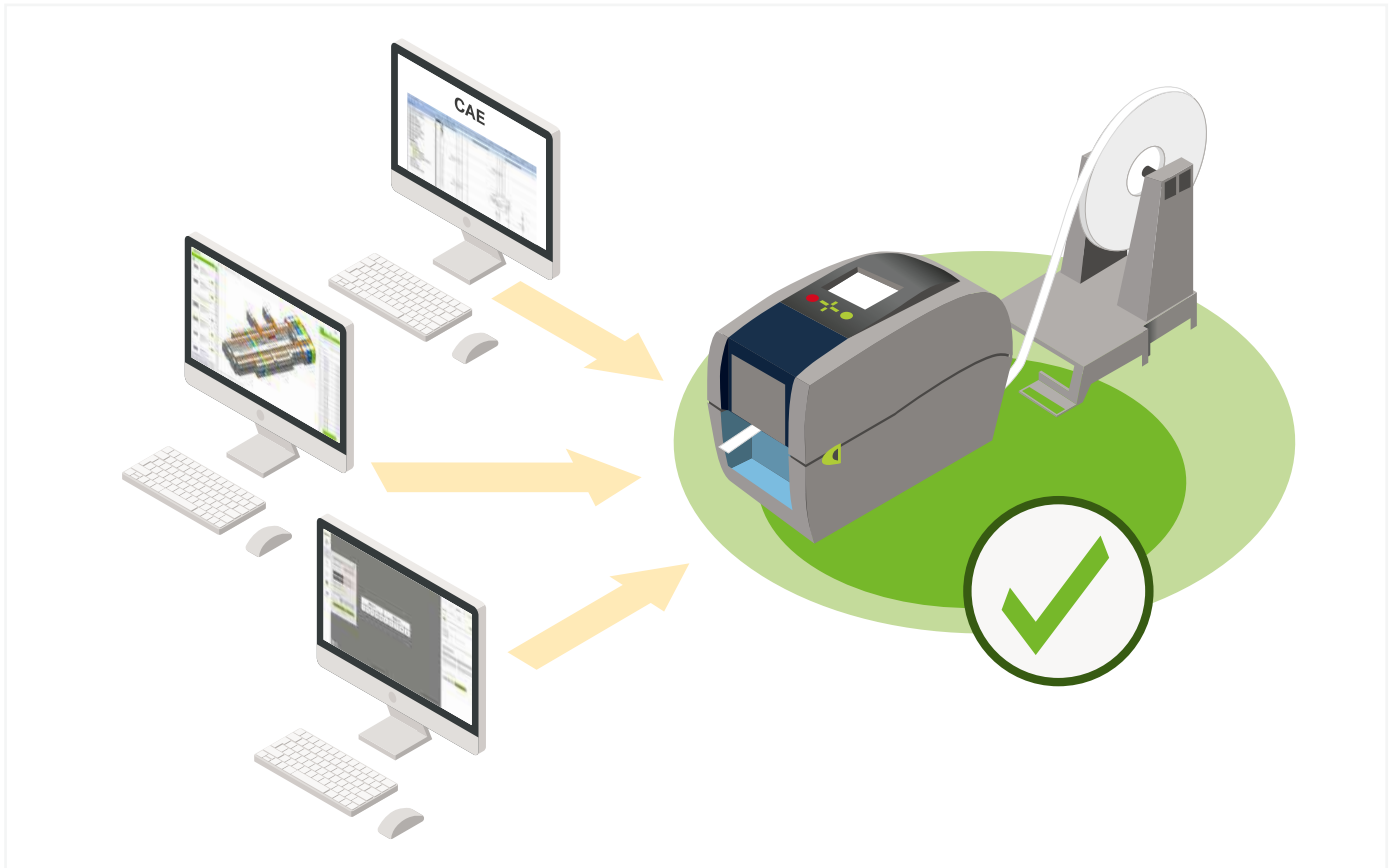


Printer has several interfaces:
USB, ETHERNET, serial COM port



Fast, cost-effective and easy to use –
printing WMB Inline markers via Smart Printer

Printing with the Thermal Transfer Smart Printer



1



Direct Printing from a CAE System

With the perfect EPLAN interfaces, both terminal block markings and marking accessories for electrical equipment and conductors can be conveniently generated directly from a CAE system. Direct connection to the Thermal Transfer Smart Printer accelerates the manufacturing process.



Generate Marking Data from the Configuration Software

Save time and reduce your costs by printing markings directly from WAGO's Smart Designer Configuration Software on the economical Thermal Transfer Smart Printer. Configured terminal strips can be printed with just a few mouse clicks.



WAGO Marking Software Smart Script

With its intuitive operation, this clearly structured marking software is suitable for all WAGO markers. Eliminate duplicated effort and simply export data from Excel or CAE systems for marking your terminal strips.

Marking devices

Printer model: Smart Printer ▶ Marking method: Thermal transfer

1



Connection data	
Interfaces	USB, RS-232, ETHERNET 10/100 Mbps
System requirements	
Supported operating systems	Windows 7; Windows 8; Windows 10
Memory	4 GB
Technical data	
Marking method	Thermal transfer
Operating voltage	100 ... 240 VAC, 50 ... 60 Hz (automatic adjustment)
Print resolution	300 dpi (12 pixels/mm)
Print speed	max. 127 mm/s (WAGO recommends 50.8 mm/s)
Print width (max.)	47 mm
Print length (max.)	762 mm
Print head	Glass layer, spring-mounted
See-through/reflective sensor	yes, centrally fixed
Memory	8 MB
Operating display	Color TFT LCD with navigation button
Safety approvals	CE (EMC)
Ink ribbon	Reel outside diameter: 40 mm; core inside diameter 12.7 mm (0.5 inch); max. length 110 m; max. width 58 mm
Mechanical Data	
Dimensions W x H x D	(135 x 175 x 245) mm
Environmental requirements	
Ambient temperature (operation)	+5 ... +40 °C
Surrounding air temperature (storage)	-20 ... +50 °C

Marking devices

Printer model: Smart Printer ▶ Marking method: Thermal transfer

Scope of delivery: Power supply + cable, 2 x roller (258-5006 + 258-5007), 1 x roll holder, 1 x ink ribbon (258-5005), Smart Script marking software and driver, USB cable, external unwinder, 2 x empty cardboard roller core, 1 x roll of marking strips (2009-110) and WMB Inline markers (2009-115) each

Scope of delivery: Power supply + cable, 2 rollers (258-5006 + 258-5007), 1 roll holder, 1 ink ribbon (258-5005), Smart Script marking software and driver, USB cable, external unwinder, 2 empty cardboard roller cores



258-5000

Color	Item no.	PU
○	258-5000	1



258-5000

Color	Item no.	PU
○	258-5001	1

Accessories for marking devices

Cutter



258-5030

Dimensions W x H x D: (60 x 107 x 131) mm

Color	Item no.	PU
○	258-5030	1



Hardware requirements:

- Printer model: Smart Printer
- From manufacturing month/year: 0814 – August 2014
- Firmware version: 1.UW7i
- Printer driver: Version 7.4.2

Software requirements:

- Smart Script: Version 4.2 or higher
- WAGO printer settings: Version 2.4.0.0 or higher

Approved print material to be cut:

- Marking Strips: 2009-110, 709-177, 709-178, 757-901/000-005
- Self-Adhesive Marking Strips: 210-702, 210-870 ... -882/000-002
- Cable Tie Markers: 211-835 ... -836, 211-836/000-002
- Self-Laminating Labels: 211-855 ... -857
- Wire Markers for Thread-On Mounting: 211-861 ... -863
- Type Labels: 210-801 ... -804, 210-812
- Continuous Labels: 210-831 ... -834
- Label for Circuit Identification: 210-813

Dimensions of printing materials:

- Width (max.): 46 mm
- Thickness (max.): 250 µm

Accessories for marking devices

Thermal transfer ink ribbon

for all WAGO marking accessories (except 211-855, 211-856, 211-857)

only for 211-855/-856/-857



258-5005

Length: 74 m		
Color	Item no.	PU
● black	258-5005	1
● red	258-5005/000-005	1



258-5014

Length: 74 m		
Color	Item no.	PU
● black	258-5014	1

PU = packaging unit; SPU = subpackaging unit

Accessories for marking devices

Carrying case ► for Smart Printer ► With foam padding for printer



258-5015

Dimensions W x H x D: (500 x 260 x 230) mm

Color	Item no.	PU
○ white	258-5015	1

PU = packaging unit; SPU = subpackaging unit

Accessories for marking devices

Roller

for marking strips, device and equipment markers, conductor and cable markers



258-5006

Item no.	PU
258-5006	1

for Micro WSB Inline markers



258-5011

Item no.	PU
258-5011	1

for Mini-WSB Inline markers



258-5008

Item no.	PU
258-5008	1

for WMB Inline markers



258-5007

Item no.	PU
258-5007	1

for WMB Inline markers; for Phoenix Contact Rail-Mount Terminal Blocks



258-5009

Item no.	PU
258-5009	1

for WMB Inline markers; for Weidmüller Rail-Mount Terminal Blocks










258-5010

Item no.	PU
258-5010	1

PU = packaging unit; SPU = subpackaging unit




Overview of Marking Accessories and Rollers for Smart Printer

Marking Accessories for Smart Printer					Rollers for Smart Printer	
Description	for Series	Color	Item No.	Color	Item No.	
 Marking strips; cable and conductor markers; device labels		–	–	● black	258-5006	
 WMB Inline; plain; 3.5 mm stretchable	2000, 2020	○ white	2009-113	● green	258-5007	
		● yellow	2009-113/000-002			
		● red	2009-113/000-005			
		● blue	2009-113/000-006			
		○ gray	2009-113/000-007			
		● orange	2009-113/000-012			
		● light green	2009-113/000-017			
		● green	2009-113/000-023			
 WMB Inline; plain; 4 ... 4.2 mm stretchable	2001	○ white	2009-114	● green	258-5007	
		● yellow	2009-114/000-002			
		● red	2009-114/000-005			
		● blue	2009-114/000-006			
		○ gray	2009-114/000-007			
		● orange	2009-114/000-012			
		● green	2009-114/000-023			
		● violet	2009-114/000-024			
 WMB Inline; plain; 5 ... 5.2 mm stretchable	2002 ... 2016, 2022	○ white	2009-115	● green	258-5007	
		● yellow	2009-115/000-002			
		● red	2009-115/000-005			
		● blue	2009-115/000-006			
		○ gray	2009-115/000-007			
		● orange	2009-115/000-012			
		● light green	2009-115/000-017			
		● green	2009-115/000-023			
 Mini-WSB Inline; plain; 5 ... 5.2 mm stretchable	769, 750	○ white	2009-145	● blue	258-5008	
		● yellow	2009-145/000-002			
		● red	2009-145/000-005			
		● blue	2009-145/000-006			
		○ gray	2009-145/000-007			
		● orange	2009-145/000-012			
		● green	2009-145/000-023			
		● violet	2009-145/000-024			
 WMB Inline; for Phoenix Contact rail-mount terminal blocks; plain; 5.2 mm stretchable; replaces UC-TM5 and ZB5 for Smart Printer serial numbers starting with GWAOxxx0814		○ white	2009-515	○ white	258-5009	
 WMB Inline; for Weidmüller rail-mount terminal blocks; plain; 5.2 mm stretchable; replaces WS 10/5		○ white	2009-615	● red	258-5010	



WAGO Smart Data

Digital Engineering with WAGO

		Page
	Digital Engineering with WAGO – Overview	20
	WAGO Marking Software Smart Script	24
	WAGO Configuration Software Smart Designer	25

Digital Engineering with WAGO

Overview

The cornerstone of each switchgear unit is not just the products used themselves, but also individualized electrical planning. To make your planning as smooth as possible from start to finish, WAGO offers you complete data, software tools and interfaces. Based on standards like eCI@ss (basic/advanced) or ETIM, the technical and commercial item data – available as product data for CAE or CAD – is machine-readable and fully compatible with your system. From electrical and mechanical planning to delivery, you save time and money every step of the way.

2

CAD

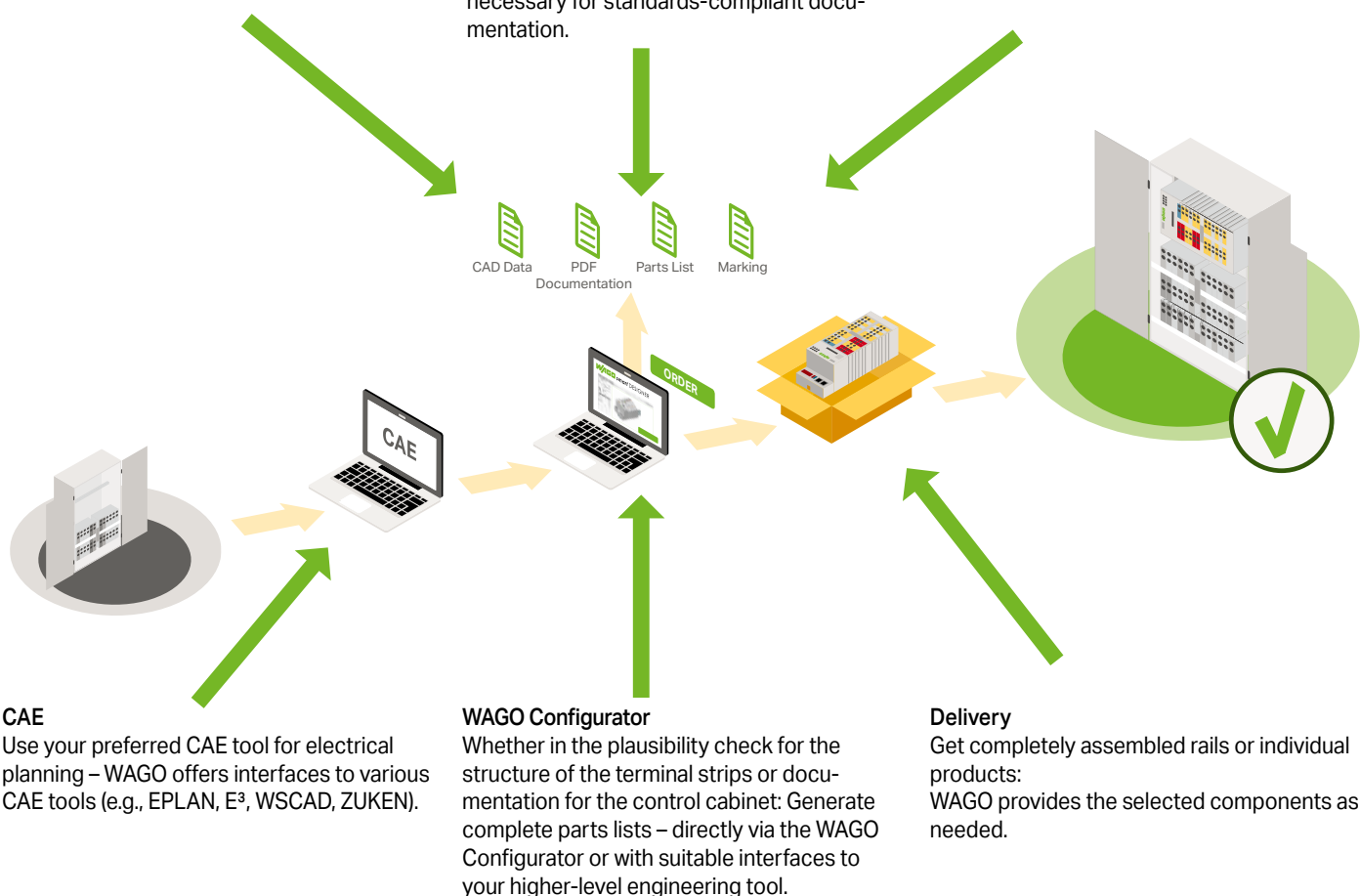
WAGO offers a large number of CAD formats for the configuring your design. Use your usual CAD tool to import your configuration from WAGO Configuration Software Smart Designer.

Documentation

Save time and avoid errors in the configuration of control cabinet documentation – automatically from WAGO Configuration Software Smart Designer. You will benefit from having all the relevant product and process data necessary for standards-compliant documentation.


Marking

Marking control cabinets is easy with the WAGO Thermal Transfer Smart Printer. Depending on how you work, you have the option of printing markings from different systems.



Digital Engineering with WAGO

Familiar Planning in the CAE Tool



2

Use your familiar CAE tool for designing circuit diagrams. WAGO offers you high-quality CAE product data and CAE macros. Interfaces to a number of CAE tools (e.g., EPLAN, WSCAD, etc.) permit automatic construction of planned terminal strips in the WAGO Configurator configuration software.

Your Benefits:

- Use your preferred CAE tool – WAGO offers interfaces to various systems.
- Instead of entering item numbers, use the bidirectional interface to plan faster with function definitions.
- Pass the circuit diagrams to the WAGO Configurator, construct terminal strips automatically and save a great deal of time.
- Plausibility checks in the WAGO Configurator help you avoid errors in your planning. Any missing components, such as an end and intermediate plate, are added automatically.
- Automatic transfer of the printing data from the CAE tool to the thermal transfer Smart Printer minimizes time and errors.
- The simple, clearly arranged selection of marking media and automatic adjustment of the font size to the corresponding marking field help you achieve precise component marking.



Digital Engineering with WAGO

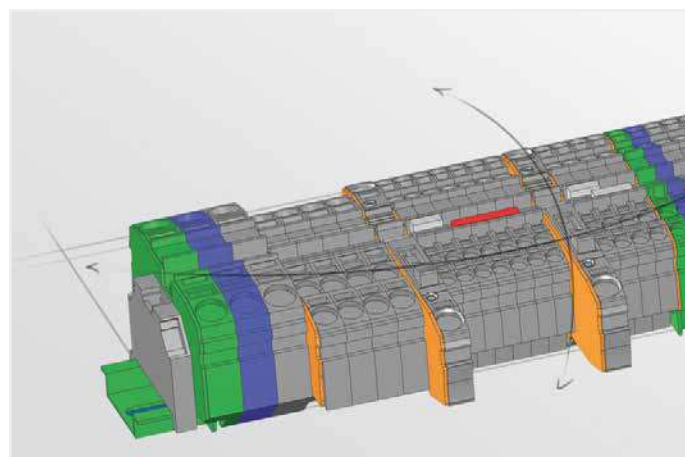

Configuration of Individual Products



With WAGO Configurator Smart Designer, the software for WAGO's electrical interconnection and automation products, we offer project access anytime and from anywhere in the world – no installation necessary.

Your Benefits:


- Easy cooperation on a configuration project, even at different development sites
- Save time and avoid errors with location-independent project processing, without different processing statuses, data exchange via email etc.
- Get your bearings quickly and save time with a selection of pre-defined standard views.
- Item numbers always up-to-date
- Plausibility checks prevent planning errors.
- Insert user-specific products as placeholders.



CAD Configuration

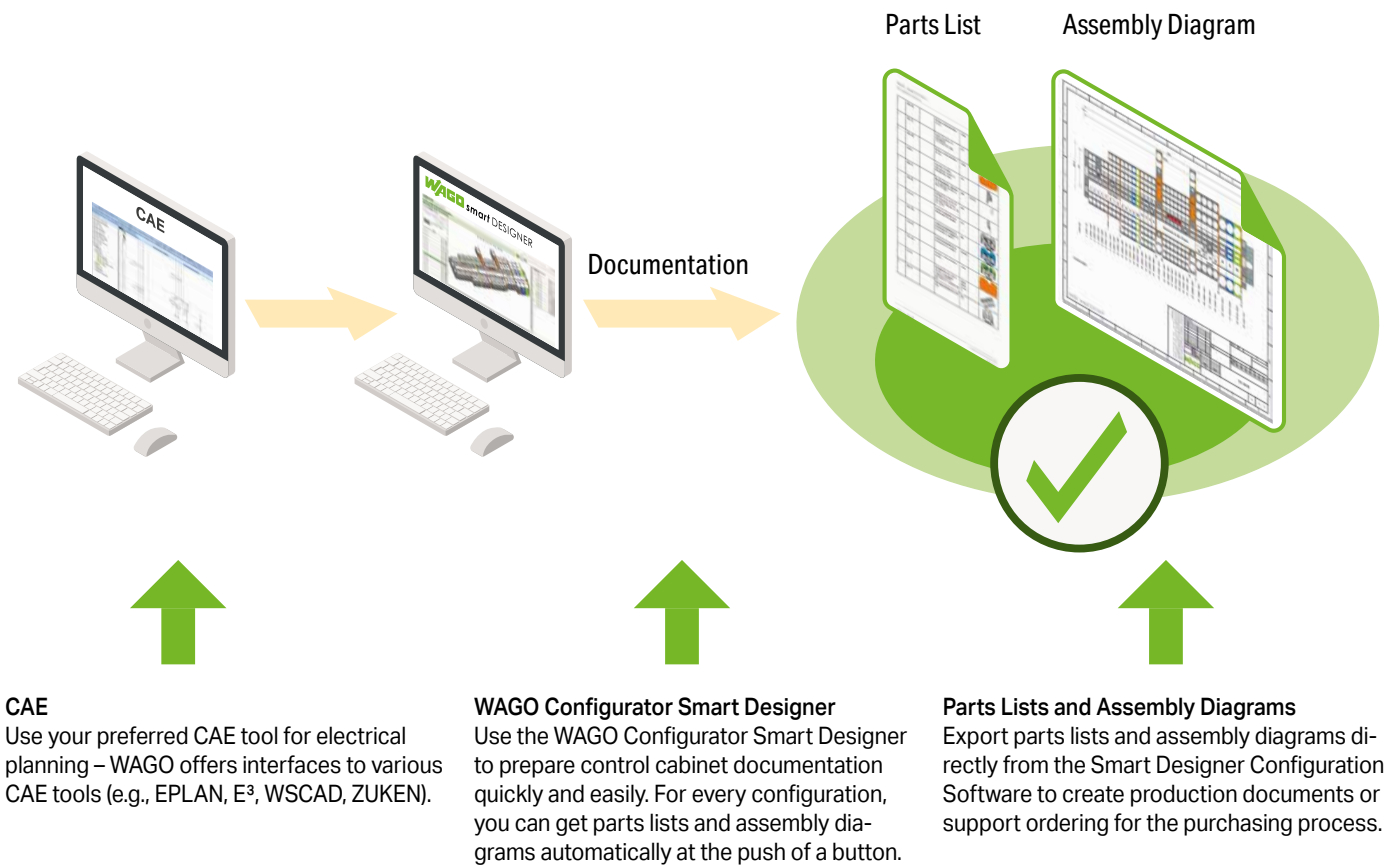
Use your usual CAD tool to import your configuration from the WAGO Configurator. This is possible without exception thanks to the availability of various CAD formats (neutral and native 2D/3D CAD formats). Technical and commercial item information is available to you with high-quality data. You determine the product data granularity yourself.

Digital Engineering with WAGO Parts Lists and Assembly Diagrams



2

Export parts lists and assembly diagrams directly from WAGO Configurator Smart Designer to create production documents or support ordering. You benefit from the automatic import of item numbers for individual components into your ERP system and from complete, standards-compliant PDF documentation (e.g., per FSF standard for track and rail vehicles).



WAGO Marking Software Smart Script Intuitive Marking Software

With its intuitive operation, this clearly structured marking software is suitable for all WAGO markers. Eliminate duplicated effort and simply export data from Excel or CAE systems for marking your terminal strips.

Combining superior usability with a modern design, Smart Script helps the user complete the task quickly and easily with just a few clicks. For example, Smart Script can be used to easily customize type labels, as well as define and print barcodes and graphic elements.

- ➔ Modern design and intuitive workflow
- ➔ Fast and easy use thanks to an integrated printer driver and printer settings
- ➔ A large selection of different marking media, including templates
- ➔ Optimized data interfaces to WAGO Configurator Smart Designer, EPLAN P8, Microsoft Excel, CSV

2



WAGO Configuration Software Smart Designer Smart Designer in HTML5


Updated to HTML5, WAGO's Smart Designer Configuration Software comes with a new design and additional features.

The new software offers a modern and intuitive user interface for maximum usability. In addition, there is better support for mobile devices, expanding the scope of applications and allowing the software to be used at any time and from anywhere. With this future-ready Web application standard, WAGO offers a tool that perfectly supports the engineering process.

All familiar tried and tested functions of the previous Smart Designer version have been retained. The updated tool allows projects from different CAE planning tools to be imported via an interface and a plausibility check to be performed, for example. Based on WAGO's expertise, a check is performed of whether the configured structure is possible and, for rail-mount terminal blocks, the correct jumpers are placed according to the planning. Alternatively, a combination of rail-mount terminal blocks or a custom connector can be created directly in the software, and an offer can be requested with a click.

- Future-ready Web application standard
- Modern, intuitive user interface
- Better support for mobile devices
- All familiar functions retained












2





WAGO Products for the WAGO Thermal Transfer Smart Printer

WAGO Products for the WAGO Thermal Transfer Smart Printer

	Page
	28
	28
	29
	32
	33
	34
	35
	36
	37
	39
	40

Marker



WMB Inline ▶ for WAGO Rail-Mount Terminal Blocks

Color	Marker/strip width			PU
	3.5 mm	4 ... 4.2 mm	5 ... 5.2 mm	
	Delivery form configuration 2,300 WMB markers (3.5 mm)/reel	Delivery form configuration 2,000 WMB markers (4 mm)/reel	Delivery form configuration 1,500 WMB markers (5 mm)/reel	
○ white	2009-113	2009-114	2009-115	1
● yellow	2009-113/000-002	2009-114/000-002	2009-115/000-002	1
● red	2009-113/000-005	2009-114/000-005	2009-115/000-005	1
● blue	2009-113/000-006	2009-114/000-006	2009-115/000-006	1
○ gray	2009-113/000-007	2009-114/000-007	2009-115/000-007	1
● orange	2009-113/000-012	2009-114/000-012	2009-115/000-012	1
● light green	2009-113/000-017			1
● green	2009-113/000-023	2009-114/000-023	2009-115/000-023	1
● violet	2009-113/000-024	2009-114/000-024	2009-115/000-024	1

WMB Inline ▶ for Phoenix Contact's rail-mount terminal blocks; replaces UC-TM5 and ZB5 markers

Color	Marker/strip width	PU
	5 ... 5.2 mm	
	Delivery form configuration 900 WMB markers (5 mm)/reel	
○ white	2009-515	1

WMB Inline ▶ for Weidmüller's rail-mount terminal blocks; replaces WS 10/5 marker

Color	Marker/strip width	PU
	5 ... 5.2 mm	
	Delivery form configuration 1,200 WMB markers (5 mm)/reel	
○ white	2009-615	1

Mini-WSB Quick Marking System ▶ for WAGO Rail-Mount Terminal Blocks

Color	Marker/strip width	PU
	5 ... 5.2 mm	
	Delivery form configuration 1,700 Mini-WSB markers (5 mm)/reel	
○ white	2009-145	1
● yellow	2009-145/000-002	1
● red	2009-145/000-005	1
● blue	2009-145/000-006	1
○ gray	2009-145/000-007	1
● orange	2009-145/000-012	1
● light green	2009-145/000-017	1
● green	2009-145/000-023	1
● violet	2009-145/000-024	1

Micro-WSB Quick Marking System ▶ for modular empty housings (2857 Series)

Color	Marker/strip width	PU
	4 mm	
	Delivery form configuration 2,000 Micro-WSB markers (4mm)/reel	
○ white	2009-141	1

PU = packaging unit; SPU = subpackaging unit

Marking strip

Mounting type: Snapping on



709-178

Strip width 7.5 mm ▶ for 270, 862, 869, 870 Series ▶ 50 m; 1 line

Color	Item no.	PU
○ white	709-178	1
○ translucent	709-177	1

Strip width 10 mm ▶ for 757 Series ▶ 50 m; 1 line

Color	Item no.	PU
○ white	757-901/000-050	1

Strip width 11 mm ▶ for WAGO Rail-Mount Terminal Blocks TOPJOB® S, X-COM®S-SYSTEM, X-COM®S-SYSTEM-MINI and 285/788/857/2857 Series ▶ 20 m; 1 line

Color	Item no.	PU
● yellow	2009-110/020-002	1

Strip width 11 mm ▶ for WAGO Rail-Mount Terminal Blocks TOPJOB® S, X-COM®S-SYSTEM, X-COM®S-SYSTEM-MINI and 285/788/857/2857 Series ▶ 50 m; 1 line

Color	Item no.	PU
○ white	2009-110	1

Mounting type: Sticking



210-831

Strip width 2.3 mm ▶ 25 m; 9 lines

Color	Item no.	PU
○ white	210-831	1

Strip width 3 mm ▶ 25 m; 9 lines

Color	Item no.	PU
○ white	210-832	1

Strip width 5 mm ▶ 25 m; 5 lines

Color	Item no.	PU
○ white	210-834	1

Strip width 6 mm ▶ 25 m; 5 lines

Color	Item no.	PU
○ white	210-833	1

Strip width 10 mm ▶ 20 m; 1 line

Color	Item no.	PU
○ white	210-870	1
● silver-colored	210-871	1

Strip width 12.7 mm ▶ for Siemens ET200 ▶ 20 m; 1 line

Color	Item no.	PU
○ white	210-880	1
● yellow	210-880/000-002	1

Strip width 15 mm ▶ 50 m; 1 line

Color	Item no.	PU
○ white	210-702	1

Strip width 20 mm ▶ 20 m; 1 line

Color	Item no.	PU
○ white	210-872	1
● silver-colored	210-873	1

Strip width 22.6 mm ▶ for Siemens S7 ▶ 20 m; 1 line

Color	Item no.	PU
○ white	210-882	1
● yellow	210-882/000-002	1

Strip width 30 mm ▶ 20 m; 1 line

Color	Item no.	PU
○ white	210-874	1
● yellow	210-874/000-002	1
● silver-colored	210-875	1

Strip width 46 mm ▶ 20 m; 1 line

Color	Item no.	PU
○ white	210-876	1
● yellow	210-876/000-002	1
● silver-colored	210-877	1

PU = packaging unit; SPU = subpackaging unit

Cable and Conductor Markers Description and Installation



Remove the marker printed with Smart Printer from the roll.



Slide the marker into the marking sleeve receptacle. Exchanging the marker is also possible after the conductor has been terminated.



Compress the sleeve and slide it onto the conductor to be marked.


3



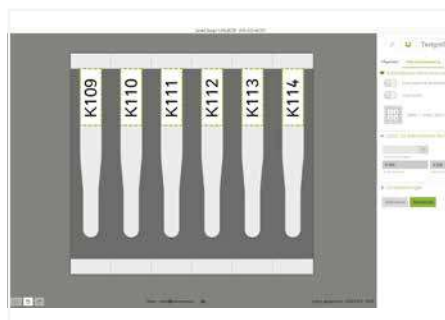
Suitable markers are supplied on a reel for insertion into Smart Printer.



Cable Tie Markers



Smart Printer, for printing markers and much more.




Smart Script, for marking markers and much more.

Cable and Conductor Markers Description and Installation



Slide the marker through the marker slot up to the end of the sleeve.



Then remove the rest of the card by twisting it off.

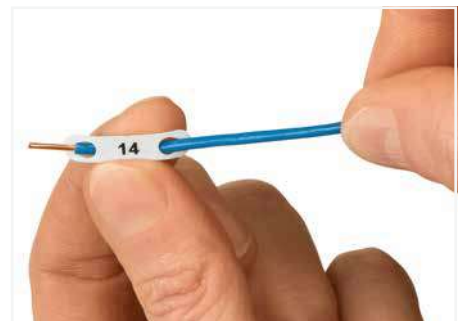


Attach the marking sleeve (211-829) to individual cables or conductors via cable ties.



Wire markers for thread-on mounting, for wire cross section 0.75 ... 6 mm²

3



Conductor marker for thread-on mounting



Remove the printed label from the sheet or reel.



Wrap the label around the conductor or cable.



The transparent laminate protects the marking.

Marking sleeve

Length 12 mm ▶ Mounting type: Sliding on



211-812

for wire diameter 1.4 ... 5 mm ▶ Polyurethane; halogen-free		
Color	Item no.	PU
○ transparent	211-812	500

for wire diameter 5 ... 11 mm ▶ Polyurethane; halogen-free		
Color	Item no.	PU
○ transparent	211-813	500

Length 23 mm ▶ Mounting type: Sliding on



211-823

for wire diameter 1.4 ... 5 mm ▶ Polyurethane; halogen-free		
Color	Item no.	PU
○ transparent	211-823	500

for wire diameter 5 ... 11 mm ▶ Polyurethane; halogen-free		
Color	Item no.	PU
○ transparent	211-824	200

for wire diameter 1.5 ... 2.5 mm ▶ Polyvinyl chloride; contains halogen		
Color	Item no.	PU
○ transparent	211-922	1000

for wire diameter 2 ... 4 mm ▶ Polyvinyl chloride; contains halogen		
Color	Item no.	PU
○ transparent	211-923	500


for wire diameter 4 ... 7 mm ▶ Polyvinyl chloride; contains halogen		
Color	Item no.	PU
○ transparent	211-924	500

for wire diameter 6 ... 10 mm ▶ Polyvinyl chloride; contains halogen		
Color	Item no.	PU
○ transparent	211-925	200

for wire diameter 10 ... 14 mm ▶ Polyvinyl chloride; contains halogen		
Color	Item no.	PU
○ transparent	211-926	200


for wire diameter 14 ... 22 mm ▶ Polyvinyl chloride; contains halogen		
Color	Item no.	PU
○ transparent	211-927	100

Item-Specific Accessories

 Marker; 4 x 12 mm; 2,500 markers/reel

Color	Item no.	PU
○ white	211-811	1

Item-Specific Accessories

 Marker; 4 x 23 mm; 2,500 markers/reel


Color	Item no.	PU
○ white	211-821	1

Length 23 mm ▶ Mounting type: Mounting with cable ties

211-829

Polyurethane; halogen-free		
Color	Item no.	PU
○ transparent	211-829	200

Item-Specific Accessories

 Marker; 4 x 23 mm; 2,500 markers/reel

Color	Item no.	PU
○ white	211-821	1


Cable tie; 2.5 mm x 100 mm

Item no.	PU
807-090/101-100	1

PU = packaging unit; SPU = subpackaging unit

Self-laminating label

Mounting type: Wrapping ► Smear resistance in conjunction with 258-5014 Ink Ribbon



211-856

Marking surface 12 x 23 mm ► 1,000 pcs/reel

Color	Item no.	PU
○ white	211-856	1

Marking surface 18 x 44 mm ► 500 pcs/reel

Color	Item no.	PU
○ white	211-857	1

Marking surface 9 x 18 mm ► 1,000 pcs/reel

Color	Item no.	PU
○ white	211-855	1

Wire marker for thread-on mounting

for wire cross-section 0.75 ... 1.5 mm² ▶ 1000 pcs/reel, 3 lines



211-161

Color	Item no.	PU
○ white	211-861	1

for wire cross-section 2.5 ... 6 mm² ▶ 1000 pcs/reel, 3 lines



211-161

Color	Item no.	PU
○ white	211-862	1

for wire cross-section 6 ... 16 mm² ▶ 1000 pcs/reel, 2 lines



211-863

Color	Item no.	PU
○ white	211-863	1

3

Shrink tube

Shrink rate 2:1



211-502

for wire cross-section 0.25 ... 0.75 mm² ▶ 20 m/roll

Color	Item no.	PU
○ white	211-500	1
● yellow	211-500/000-002	1

for wire cross-section 0.75 ... 1 mm² ▶ 20 m/roll

Color	Item no.	PU
○ white	211-501	1
● yellow	211-501/000-002	1

for wire cross-section 1 ... 2.5 mm² ▶ 20 m/roll

Color	Item no.	PU
○ white	211-502	1
● yellow	211-502/000-002	1

for wire cross-section 4 ... 6 mm² ▶ 20 m/roll

Color	Item no.	PU
○ white	211-503	1
● yellow	211-503/000-002	1

for wire cross-section 10 ... 16 mm² ▶ 15 m/roll

Color	Item no.	PU
○ white	211-504	1
● yellow	211-504/000-002	1

for wire cross-section 25 ... 35 mm² ▶ 15 m/roll

Color	Item no.	PU
○ white	211-505	1
● yellow	211-505/000-002	1

for wire cross-section 35 ... 50 mm² ▶ 15 m/roll

Color	Item no.	PU
○ white	211-506	1
● yellow	211-506/000-002	1

PU = packaging unit; SPU = subpackaging unit

Cable tie marker

Marking surface 100 x 15 mm ▶ 800 pcs/reel, 2 lines



211-836

Color	Item no.	PU
○ white	211-836	1
● yellow	211-836/000-002	1
● red	211-836/000-005	1
● blue	211-836/000-006	1
● orange	211-836/000-012	1
● yellow-green	211-836/000-018	1

Marking surface 25 x 11 mm ▶ 500 pcs/reel; 1 line



211-835

Color	Item no.	PU
○ white	211-835	1
● yellow	211-835/000-002	1
● red	211-835/000-005	1

Marking surface 44 x 10 mm ▶ 500 pcs/reel, 2 lines



211-837

Color	Item no.	PU
○ white	211-837	1
● yellow	211-837/000-002	1

3

Accessories; for all products on this page


Cable tie; 2,5 mm x 100 mm

Item no.	PU
807-090/101-100	1

PU = packaging unit; SPU = subpackaging unit

Label

Plastic-coated cotton fabric




210-811

Marking surface 8 x 20 mm ▶ Mounting type: Sticking ▶ 3,000 labels/reel; 2 lines

Color	Item no.	PU
○ white	210-811	1
● yellow	210-811/000-002	1

Polyester



210-810

Marking surface 5 x 35 mm ▶ Mounting type: Sticking ▶ 1,500 labels/reel; 1 line

Color	Item no.	PU
○ white	210-810	1

Marking surface 6 x 15 mm ▶ Mounting type: Sticking ▶ 3,000 labels/reel; 2 lines

Color	Item no.	PU
○ white	210-805	1
● yellow	210-805/000-002	1

Marking surface 8 x 20 mm ▶ Mounting type: Sticking ▶ 3,000 labels/reel; 2 lines

Color	Item no.	PU
○ white	210-807	1
● yellow	210-807/000-002	1

Marking surface 9 x 15 mm ▶ Mounting type: Sticking ▶ 3,000 labels/reel; 2 lines

Color	Item no.	PU
○ white	210-806	1
● yellow	210-806/000-002	1

Marking surface 9.5 x 25 mm ▶ Mounting type: Sticking ▶ 1,500 labels/reel; 2 lines

Color	Item no.	PU
○ white	210-808	1

PU = packaging unit; SPU = subpackaging unit

Label**Circuit marking ▶ Polyester**

Divided into three fields



210-814

Mounting type: Sticking ▶ 750 labels/reel; 1 line

Color	Item no.	PU
○ white	210-814	1

Divided into two fields



210-813

Mounting type: Sticking ▶ 750 labels/reel; 1 line

Color	Item no.	PU
○ white	210-813	1

3

Type labels

Safety label



210-824

Marking surface 25 x 50 mm ▶ Polyester ▶ Mounting type: Sticking ▶ 500 markers/reel; 1 line

Color	Item no.	PU
● silver-colored	210-812	1

Marking surface 33 x 70 mm ▶ Polyester ▶ Mounting type: Sticking ▶ 500 markers/reel; 1 line


Color	Item no.	PU
○ white	210-801	1
● silver-colored	210-802	1

Marking surface 44 x 99 mm ▶ Polyester ▶ Mounting type: Sticking ▶ 500 markers/reel; 1 line

Color	Item no.	PU
○ white	210-803	1
● silver-colored	210-804	1

Marking surface 99 x 44 mm ▶ Polyester ▶ Mounting type: Sticking ▶ 300 markers/reel; 1 line

Color	Item no.	PU
● silver-colored	210-824	1



3

PU = packaging unit; SPU = subpackaging unit

Push-button label

Suitable for Eaton's push-button frame

Marking surface 26.5 x 18 mm ▶ Depth: 0.23 mm ▶
Mounting type: Securing with cover (210-851) ▶ 1000
markers/reel; 1 line



210-856

Color	Item no.	PU
<input checked="" type="radio"/> silver-colored	210-850	1

3

Accessories; for all products on this page



Cover; Width: 26.5 mm; Height: 18 mm;
Mounting type: Snapping on

Color	Item no.	PU
<input type="radio"/> transparent	210-851	100

PU = packaging unit; SPU = subpackaging unit

Push-button label

Suitable for Siemens push-button frame

Marking surface 27 x 12.5 mm ▶ Depth: 0.65 mm ▶ Mounting type: Snap-in or adhesive mounting ▶ 350 markers/reel; 1 line



210-842

Color	Item no.	PU
● silver-colored	210-842	1

Item-Specific Accessories



Cover; Dimensions W x H x D: (12.5 x 27 x 0.28) mm; Mounting type: Snap-in mounting

Color	Item no.	PU
○ transparent	210-843	100

Marking surface 27 x 17.5 mm ▶ Depth: 0.65 mm ▶ Mounting type: Snap-in or adhesive mounting ▶ 350 markers/reel; 1 line



210-836

Color	Item no.	PU
● silver-colored	210-836	1

Item-Specific Accessories



Cover; Dimensions W x H x D: (17.5 x 27 x 0.28) mm; Mounting type: Snap-in mounting

Color	Item no.	PU
○ transparent	210-837	100

Marking surface 27 x 27 mm ▶ Depth: 0.65 mm ▶ Mounting type: Snap-in or adhesive mounting ▶ 250 markers/reel; 1 line



210-840

Color	Item no.	PU
● silver-colored	210-840	1

Item-Specific Accessories



Cover; Dimensions W x H x D: (27 x 27 x 0.28) mm; Mounting type: Snap-in mounting

Color	Item no.	PU
○ transparent	210-841	100

PU = packaging unit; SPU = subpackaging unit

Push-button label

Suitable for push-button frame (210-853)

Marking surface 27 x 19 mm ▶ Depth: 0.65 mm ▶ Mounting type: Sticking ▶ 350 markers/reel; 1 line



210-852

Color	Item no.	PU
● silver-colored	210-852	1

3

Accessories; for all products on this page



Frame; Width: 27 mm; Height: 19 mm

Color	Item no.	PU
● black	210-853	100

PU = packaging unit; SPU = subpackaging unit

Push-button label

Suitable without button frame

Marking surface 22 x 22 mm ▶ Depth: 0.09 mm ▶ Mounting type: Sticking ▶ 300 markers/reel; 1 line



210-856

Color	Item no.	PU
● silver-colored	210-847	1

Marking surface 27 x 18 mm ▶ Depth: 0.65 mm ▶ Mounting type: Sticking ▶ 350 markers/reel; 1 line



210-855

Color	Item no.	PU
● silver-colored	210-855	1

Marking surface 27 x 27 mm ▶ Depth: 0.09 mm ▶ Mounting type: Sticking ▶ 250 markers/reel; 1 line



210-848

Color	Item no.	PU
● silver-colored	210-848	1

Marking surface 28 x 28 mm ▶ Depth: 0.09 mm ▶ Mounting type: Sticking ▶ 500 markers/reel; 1 line



210-854




Color	Item no.	PU
● silver-colored	210-854	1

PU = packaging unit; SPU = subpackaging unit




WAGO Printed Materials

WAGO Printed Materials

		Page
	WAGO Multi Marking System (WMB)	48
	WAGO Quick Marking System Mini (Mini-WSB)	56
	Self-Adhesive Marking Strips on DIN A4 Sheets	63

WAGO Printed Materials Description and Installation



Separating a strip from the WMB or WMB marker card.




Stretching a WMB marker strip.



Separating an individual marker from the WMB marker strip – for larger terminal blocks.




Marking via Mini-WSB Quick Marking System.




WMB markers in Mini-WSB marker slots
Marking strip, translucent
Mini-WSB markers




4



WMB Inline markers
Snapping a strip into the marker slot.



WMB "decade" marking




Snapping a WMB marking strip into the marker slot.



Snapping a WMB marker strip into the marker slot of the double marker carrier.

4

Marker WMB Multi Marking System



Consecutive symbols each strip							
Marking	Marking direction						
	Vertical marking			Horizontal marking			
	Marker/strip width			Marker/strip width			
	4 ... 4.2 mm	5 ... 5.2 mm	5 mm	3.5 mm	4 ... 4.2 mm	5 ... 5.2 mm	5 mm
+, -, 1, 2, 3, 13, 14, 4, 5, 6			794-608				
12, A1, A2, 23, 24, 11, 13, 14, 21, 22			793-691				
12, A1, A2, 24, 11, 14, 21, 22, , ;	793-4995						
a, b, c, d, e, f, g, h, ,			794-695				
a, b, c, e, u, v, w, x, y, z		793-5643	793-643		793-4543	793-5543	793-543
A, B, P, N, ⊕, PEN, L1, L2, L3, ⊕	793-4645	793-5645	793-645	793-3545	793-4545	793-5545	793-545
A1, A2, A1, A2, A1, A2, A1, A2, A1, A2; (5x) / 11, 12, 11, 12, 11, 12, 11, 12, 11, 12; (5x)			793-953				
A1, A2, A1, A2, A1, A2, A1, A2, A1, A2; (5x) / 13, 14, 13, 14, 13, 14, 13, 14, 13, 14; (5x)			793-952				
A1, A2, A1, A2, RL, -, RL, -, , ;	793-4998						
F51, ..., F60			794-640				
F61, ..., F70			794-641				
F71, ..., F80			794-642				
F81, ..., F90			794-643				
lin, lin, , lout, lout, 24V, 11, 12, 14, 0V;	793-4997						
K1 - K10							793-450
K11 - K20							793-451
L, N, Quitt, Stör., A1, A2, Test, N, 14, 24			794-606				
L1, L2, L3, N, ⊕, L1, L2, L3, N, ⊕	794-4672	794-5672	794-672		793-4472	793-5472	793-472
R, S, T, U, V, W, X, Y, Z, Mp	793-4644	793-5644	793-644	793-3544	793-4544	793-5544	793-544
R1, S1, T1, U1, V1, W1, X1, Y1, Z1, SL	793-4646	793-5646	793-646		793-4546	793-5546	793-546
R2, S2, T2, U2, V2, W2, X2, Y2, Z2, SL		793-5647	793-647		793-4547	793-5547	793-547
R3, S3, T3, U3, V3, W3, X3, Y3, Z3, SL		793-5648	793-648		793-4548	793-5548	793-548
R4, S4, T4, ..., Y4, Z4, SL and R5, S5, T5, ..., Y5, Z5, SL			793-649		793-4549	793-5549	793-549
R6, S6, T6, ..., Y6, Z6, SL to R10, S10, T10, ..., Y10, Z10, SL			793-650			793-5550	793-550
U, V, W, N, ⊕, U, V, W, N, ⊕	794-4674	794-5674	794-674		793-4474	793-5474	793-474
U, V, W, N, PE, U, V, W, N, ⊕; (5x) / L1, L2, L3, N, ⊕; (5x)			793-673		793-4473	793-5473	793-473
U1, ... U10							793-453
U1, V1, W1, U1, V1, W1, U1, V1, W1, ...	793-4687	793-5687	793-687		793-4487	793-5487	793-487
U11 - U20							793-454
U2, V2, W2, U2, V2, W2, U2, V2, W2, ...	793-4694	793-5694	793-694		793-4494	793-5494	793-494
U3, V3, W3, U3, V3, W3, U3, V3, W3, ...	793-4695	793-5695	793-695			793-5495	793-495
U4, V4, W4, U4, V4, W4, U4, V4, W4, ...	793-4696	793-5696	793-696		793-4496	793-5496	793-496
U5, V5, W5, U5, V5, W5, U5, V5, W5, ...	793-4697	793-5697	793-697			793-5497	793-497
U6, V6, W6, ..., U6, V6, W6, ... to U9, V9, W9, ..., U9, V9, W9		793-5698	793-698			793-5498	793-498

PU = packaging unit; SPU = subpackaging unit

Marker

WMB Multi Marking System

Same symbols per strip							
Marking	Marking direction						
	Vertical marking				Horizontal marking		
	Marker/strip width				Marker/strip width		
	3.5 mm	4 ... 4.2 mm	5 ... 5.2 mm	5 mm	4 ... 4.2 mm	5 ... 5.2 mm	5 mm
⊕		793-4680	793-5680	793-680	793-4580	793-5580	793-580
-							794-507
⊕ (ohne Kreis)						794-552	
+							794-509
+/-	793-3652	793-4652	793-5652	793-652	793-4552	793-5552	793-552
OV							794-506
24 V							794-508
E3 / E4							794-567
F6							793-466
K							793-452
L1		793-4674	793-5674	793-674	793-4574	793-5574	793-574
L2		793-4675	793-5675	793-675	793-4575	793-5575	793-575
L3		793-4676	793-5676	793-676	793-4576	793-5576	793-576
N		793-4677	793-5677	793-677	793-4577	793-5577	793-577
PE		793-4678	793-5678	793-678	793-4578	793-5578	793-578
PEN		793-4679	793-5679	793-679	793-4579	793-5579	793-579
R		793-4681	793-5681	793-681	793-4581	793-5581	793-581
S		793-4682	793-5682	793-682	793-4582	793-5582	793-582
Symbol for shield terminal blocks per DIN 40771		793-4993					
T		793-4683	793-5683	793-683	793-4583	793-5583	793-583
T1, T2, T3							793-585
U						793-5587	793-587
V						793-5588	793-588
W						793-5589	793-589
X						793-5500/793-035	

Marker

WMB Multi Marking System

Consecutive numbers per strip								
Marking	Marking direction							
	Vertical marking				Horizontal marking			
	Marker/strip width				Marker/strip width			
	3.5 mm	4 ... 4.2 mm	5 ... 5.2 mm	5 mm	3.5 mm	4 ... 4.2 mm	5 ... 5.2 mm	5 mm
1 ... 10		793-4602	793-5602	793-602	793-3502	793-4502	793-5502	793-502
1 ... 50		793-4666	793-5666	793-666	793-3566	793-4566	793-5566	793-566
1 ... 9		793-4665	793-5665	793-665	793-3565	793-4565	793-5565	793-565
1, 3, 5, 7, 9, 11, 13, 15, 17, 19; (5x) / 2, 4, 6, 8, 10, 12, 14, 16, 18, 20; (5x)								793-475
101 ... 150		793-4608	793-5608	793-608	793-3508	793-4508	793-5508	793-508
101, 101, 101, 102, ..., 130, 130, 130		793-4667	793-5667	793-667				
101, 103, 105, ..., 199 and 102, 104, 106, ..., 200				794-680			793-5478	793-478
11 ... 20		793-4603	793-5603	793-603	793-3503	793-4503	793-5503	793-503
131, 131, 131, 132, ..., 160, 160, 160		793-4668	793-5668	793-668				
151 ... 200		793-4609	793-5609	793-609	793-3509	793-4509	793-5509	793-509
151, 153 ... 199; 152, 154 ... 200				794-609				
1601 ... 1700		793-4902						
2, 5 ... 299				794-676				
200 ... 298								794-577
2001 ... 2100				793-923				
201 ... 250				794-624				
201 ... 300		793-4610	793-5610	793-610	793-3510	793-4510	793-5510	793-510
201, 203, 205, ..., 299 and 202, 204, 206, ..., 300				794-681				793-479
21 ... 30		793-4604	793-5604	793-604	793-3504	793-4504	793-5504	793-504
21, 23, 25, 27, 29, 31, 33, 35, 37, 39; (5x) / 22, 24, 26, 28, 30, 32, 34, 36, 38, 40; (5x)								793-476
2101 ... 2200				793-924				
2201 ... 2300				793-925				
2301 ... 2400				793-926				
2401 ... 2500				793-927				
2501 ... 2600				793-928				
300 ... 398								794-578
301 ... 350				794-625				
301 ... 400		793-4611	793-5611	793-611		793-4511	793-5511	793-511
301, 303, 305, ..., 399 and 302, 304, 306, ..., 400				794-682				793-480
31 ... 40		793-4605	793-5605	793-605	793-3505	793-4505	793-5505	793-505
400, 403 ... 496 (1x); 401, 404 ... 497 (1x); 402, 405 ... 498 (1x)								794-580
401 ... 450				794-626				
401 ... 500		793-4612	793-5612	793-612		793-4512	793-5512	793-512
401, 403, 405, ..., 499 and 402, 404, 406, ..., 500				794-683				793-481
41 ... 50		793-4606	793-5606	793-606	793-3506	793-4506	793-5506	793-506
500, 503 ... 596 (1x); 501, 504 ... 597 (1x); 502, 505 ... 598 (1x)								794-581
501 ... 550				794-627				
501 ... 600		793-4613	793-5613	793-613		793-4513	793-5513	793-513
501, 503, 505, ..., 599 and 502, 504, 506, ..., 600				794-684				793-482
51 ... 100	793-3607	793-4607	793-5607	793-607	793-3507	793-4507	793-5507	793-507
51 ... 60		794-4601	794-5601	794-601		793-4569	793-5569	793-569
600, 603 ... 696 (1x); 601, 604 ... 697 (1x); 602, 605 ... 698 (1x)								794-582
601 ... 700		793-4614	793-5614	793-614		793-4514	793-5514	793-514
601, 603, 605, ..., 699 and 602, 604, 606, ..., 700				794-685				793-483
61 ... 70		794-4602	794-5602	794-602		793-4570	793-5570	793-570
700, 703 ... 796 (1x); 701, 704 ... 797 (1x); 702, 705 ... 798 (1x)								794-583
701 ... 800		793-4615	793-5615	793-615		793-4515	793-5515	793-515
701, 703, 705, ..., 799 and 702, 704, 706, ..., 800				794-686				793-484
71 ... 80		794-4603	794-5603	794-603		793-4571	793-5571	793-571
800, 803 ... 896 (1x); 801, 804 ... 897 (1x); 802, 805 ... 898 (1x)								794-584
801 ... 900		793-4616	793-5616	793-616		793-4516	793-5516	793-516
801, 803, 805, ..., 899 and 802, 804, 806, ..., 900				794-687				
81 ... 90		794-4604	794-5604	794-604		793-4572	793-5572	793-572
900, 903 ... 996 (1x); 901, 904 ... 997 (1x); 902, 905 ... 998 (1x)								794-585
901 ... 1000		793-4617	793-5617	793-617		793-4517	793-5517	793-517
901, 903, 905, ..., 999 and 902, 904, 906, ..., 1000				794-688				
91 ... 100		794-4605	794-5605	794-605		793-4573	793-5573	793-573

PU = packaging unit; SPU = subpackaging unit

Marker

WMB Multi Marking System

Same numbers per strip						
Marking	Marking direction					
	Vertical marking			Horizontal marking		
	Marker/strip width			Marker/strip width		
	4 ... 4.2 mm	5 ... 5.2 mm	5 mm	4 ... 4.2 mm	5 ... 5.2 mm	5 mm
1 / 2	793-4618	793-5618	793-618	793-4518	793-5518	793-518
101 / 102					793-5425	793-425
103 / 104					793-5426	793-426
105 / 106					793-5427	793-427
107 / 108					793-5428	793-428
109 / 110					793-5429	793-429
11 / 12	793-4623	793-5623	793-623	793-4523	793-5523	793-523
111 / 112					793-5430	793-430
113 / 114					793-5431	793-431
115 / 116					793-5432	793-432
117 / 118					793-5433	793-433
119 / 120					793-5434	793-434
121 / 122					793-5435	793-435
123 / 124					793-5436	793-436
125 / 126					793-5437	793-437
127 / 128					793-5438	793-438
129 / 130					793-5439	793-439
13 / 14	793-4624	793-5624	793-624	793-4524	793-5524	793-524
15 / 16	793-4625	793-5625	793-625	793-4525	793-5525	793-525
17 / 18	793-4626	793-5626	793-626	793-4526	793-5526	793-526
19 / 20	793-4627	793-5627	793-627	793-4527	793-5527	793-527
21 / 22				793-4528	793-5528	793-528
23 / 24				793-4529	793-5529	793-529
25 / 26				793-4530	793-5530	793-530
27 / 28				793-4531	793-5531	793-531
29 / 30				793-4532	793-5532	793-532
3 / 4	793-4619	793-5619	793-619	793-4519	793-5519	793-519
31 / 32				793-4533	793-5533	793-533
33 / 34				793-4534	793-5534	793-534
35 / 36				793-4535	793-5535	793-535
37 / 38				793-4536	793-5536	793-536
39 / 40				793-4537	793-5537	793-537
4				793-4567		793-567
41 / 42				793-4538	793-5538	793-538
43 / 44				793-4539	793-5539	793-539
45 / 46				793-4540	793-5540	793-540
47 / 48				793-4541	793-5541	793-541
49 / 50				793-4542	793-5542	793-542
5 / 6	793-4620	793-5620	793-620	793-4520	793-5520	793-520
7 / 8	793-4621	793-5621	793-621	793-4521	793-5521	
9 / 10	793-4622	793-5622	793-622	793-4522	793-5522	793-522

4

Marker

WMB Multi Marking System, for decade marking (with red printing) ▶ Same numbers per strip



Marking	Marking direction					
	Vertical marking			Horizontal marking		
	Marker/strip width			Marker/strip width		
	4 ... 4.2 mm	5 ... 5.2 mm	5 mm	4 ... 4.2 mm	5 ... 5.2 mm	5 mm
10, 20 ... 50	793-4653	793-5653	793-653	793-4553	793-5553	793-553
110, 120 ... 150	793-4655	793-5655	793-655	793-4555	793-5555	793-555
160, 170 ... 200	793-4656	793-5656	793-656	793-4556	793-5556	793-556
210, 220 ... 300	793-4657	793-5657	793-657	793-4557	793-5557	793-557
310, 320 ... 400	793-4658	793-5658	793-658	793-4558	793-5558	793-558
410, 420 ... 500	793-4659	793-5659	793-659	793-4559	793-5559	793-559
510, 520 ... 600	793-4660		793-660	793-4560	793-5560	793-560
60, 70 ... 100	793-4654	793-5654	793-654	793-4554	793-5554	793-554
610, 620 ... 700	793-4661		793-661	793-4561	793-5561	793-561
710, 720 ... 800	793-4662	793-5662	793-662	793-4562		793-562
810, 820 ... 900	793-4663	793-5663	793-663	793-4563		793-563
910, 920 ... 1000	793-4664	793-5664	793-664	793-4564	793-5564	793-564

Marker

WMB Multi Marking System, for double-deck terminal blocks, Consecutive numbers per strip



Marking	Marking direction						
	Vertical marking			Horizontal marking			
	Marker/strip width			Marker/strip width			
	4 ... 4.2 mm	5 ... 5.2 mm	5 mm	3.5 mm	4 ... 4.2 mm	5 ... 5.2 mm	5 mm
1, 3, 5, ..., 99 and 2, 4, 6, ..., 100	793-4699	793-5699	793-699	793-3599	793-4599	793-5599	793-599
101, 103, 105, ..., 149 and 102, 104, 106, ..., 150	793-4900	793-5900	793-900				

Marker

WMB Multi Marking System, for triple-deck terminal blocks, Consecutive numbers per strip




Marking	Marking direction				
	Vertical marking			Horizontal marking	
	Marker/strip width			Marker/strip width	
	4 ... 4.2 mm	5 ... 5.2 mm	5 mm	5 ... 5.2 mm	5 mm
1, 4, 7, ..., 88 and 2, 5, 8, ..., 89 and 3, 6, 9, ..., 90 and 91, 94, 97, 92, 95, 98, 93, 96, 99, ;	794-4657	794-5657	794-657	794-5557	794-557
100, 103, 106, ..., 187 and 101, 104, 107, ..., 188 and 102, 105, 108, ..., 189 and 190, 193, 196, 191, 194, 197, 192, 195, 198, ;		794-5658	794-658	794-5558	794-558
410 ... 500			794-659		

4

PU = packaging unit; SPU = subpackaging unit

Marker

WMB Multi Marking System, for fuse terminal blocks (281-6xx), Consecutive symbols each strip




Marking	Marking direction		
	Vertical marking		
	Marker/strip width		
	4 ... 4.2 mm	5 ... 5.2 mm	5 mm
F1, ..., F10	794-4615	794-5615	794-615
F11, ..., F20	794-4616	794-5616	794-616
F21, ..., F30	794-4617	794-5617	794-617
F31, ..., F40	794-4618	794-5618	794-618
F41, ..., F50	794-4619	794-5619	794-619

PU = packaging unit; SPU = subpackaging unit

Marker

Mini-WSB Quick Marking System



Consecutive symbols each strip	
Marking	Marking direction
	Horizontal marking
	Marker/strip width
	5 mm
a, b, c, e, u, v, w, x, y, z	248-543
K	248-452
K1 - K10	248-450
K11 - K20	248-451
L1, , L2, , L3, , N, , ⊕, ;	264-902
L1, L2, L3, N, ⊕, L1, L2, L3, N, ⊕	248-472
R, S, T, U, V, W, X, Y, Z, Mp	248-544
R1, S1, T1, U1, V1, W1, X1, Y1, Z1, SL	248-546
R2, S2, T2, U2, V2, W2, X2, Y2, Z2, SL	248-547
R3, S3, T3, U3, V3, W3, X3, Y3, Z3, SL	248-548
R4, S4, T4, ..., Y4, Z4, SL and R5, S5, T5, ..., Y5, Z5, SL	248-549
R6, S6, T6, ..., Y6, Z6, SL to R10, S10, T10, ..., Y10, Z10, SL	248-550
U, , V, , W, , N, , ⊕, ;	264-901
U, V, W, N, ⊕, U, V, W, N, ⊕	248-474
U1, ... U10	248-453
U1, V1, W1, U1, V1, W1, U1, V1, W1, ...	248-487
U11 - U20	248-454
U2, V2, W2, U2, V2, W2, U2, V2, W2, ...	248-494
U3, V3, W3, U3, V3, W3, U3, V3, W3, ...	248-495
U4, V4, W4, U4, V4, W4, U4, V4, W4, ...	248-496
U5, V5, W5, U5, V5, W5, U5, V5, W5, ...	248-497
U6, V6, W6, ..., U6, V6, W6, ... to U9, V9, W9, ..., U9, V9, W9	248-498
Same symbols per strip	
Marking	Marking direction
	Horizontal marking
	Marker/strip width
	5 mm
⊕	248-580
+/-	248-552
L1	248-574
L2	248-575
L3	248-576
N	248-577
PE	248-578
PEN	248-579
R	248-581
S	248-582
T	248-583
U 100	248-455

PU = packaging unit; SPU = subpackaging unit

Marker Mini-WSB Quick Marking System

Consecutive numbers per strip		
Marking	Marking direction	
	Vertical marking	Horizontal marking
	Marker/strip width 5 mm	Marker/strip width 5 mm
1 ... 10	248-602	248-502
1 ... 50	248-666	248-566
1 ... 9	248-665	248-565
1, , 2, , 3, , 4, , 5, ; to 46, , 47, , 48, , 49, , 50, ;		264-900
100, 103, 106, ..., 187 and 101, 104, 107, ..., 188 and 102, 105, 108, ..., 189 and 190, 193, 196, 191, 194, 197, 192, 195, 198, ;		247-558
101 ... 150	248-608	248-508
101, 101, 101, 102, ..., 130, 130, 130	248-667	
11 ... 20	248-603	248-503
151 ... 200	248-609	248-509
201 ... 300	248-610	248-510
21 ... 30	248-604	248-504
301 ... 400	248-611	248-511
31 ... 40	248-605	248-505
401 ... 500	248-612	248-512
41 ... 50	248-606	248-506
501 ... 600	248-613	248-513
51 ... 100	248-607	248-507
51 ... 60	247-601	248-569
601 ... 700	248-614	248-514
61 ... 70	247-602	248-570
701 ... 800	248-615	248-515
71 ... 80	247-603	248-571
801 ... 900	248-616	248-516
81 ... 90	247-604	248-572
901 ... 1000	248-617	248-517
91 ... 100	247-605	248-573
E60.0, E60.1, ..., E69.6, E69.7		247-557

Marker Mini-WSB Quick Marking System

Same numbers per strip	
Marking	Marking direction
	Horizontal marking
	Marker/strip width 5 mm
1 / 2	248-518
1,, 1,, 1,, 1,, 1,;	264-903
11 / 12	248-523
13 / 14	248-524
15 / 16	248-525
17 / 18	248-526
19 / 20	248-527
2,, 2,, 2,, 2,, 2,;	264-904
21 / 22	248-528
23 / 24	248-529
25 / 26	248-530
27 / 28	248-531
29 / 30	248-532
3 / 4	248-519
3,, 3,, 3,, 3,, 3,;	264-905
31 / 32	248-533
33 / 34	248-534
35 / 36	248-535
37 / 38	248-536
39 / 40	248-537
41 / 42	248-538
43 / 44	248-539
45 / 46	248-540
47 / 48	248-541
49 / 50	248-542
5 / 6	248-520
51 / 52	248-400
53 / 54	248-401
55 / 56	248-402
57 / 58	248-403
59 / 60	248-404
61 / 62	248-405
63 / 64	248-406
65 / 66	248-407
67 / 68	248-408
69 / 70	248-409
7 / 8	248-521
71 / 72	248-410
73 / 74	248-411
75 / 76	248-412
77 / 78	248-413
79 / 80	248-414
81 / 82	248-415
83 / 84	248-416
85 / 86	248-417
87 / 88	248-418
89 / 90	248-419
9 / 10	248-522
91 / 92	248-420
93 / 94	248-421
95 / 96	248-422
97 / 98	248-423
99 / 100	248-424

PU = packaging unit; SPU = subpackaging unit

Marker

Mini-WSB Quick Marking System, for decade marking (with red printing), Same numbers per strip



Marking	Marking direction	
	Vertical marking	Horizontal marking
	Marker/strip width	Marker/strip width
10, 20 ... 50	248-653	248-553
110, 120 ... 150		248-555
160, 170 ... 200		248-556
210, 220 ... 300		248-557
310, 320 ... 400		248-558
410, 420 ... 500		248-559
510, 520 ... 600		248-560
60, 70 ... 100		248-554
610, 620 ... 700		248-561
710, 720 ... 800		248-562
810, 820 ... 900		248-563
910, 920 ... 1000		248-564

PU = packaging unit; SPU = subpackaging unit

Marker

Mini-WSB Quick Marking System, for double-deck terminal blocks, Consecutive numbers per strip



Marking	Marking direction
	Horizontal marking
	Marker/strip width
	5 mm
1, 3, 5, ..., 99 and 2, 4, 6, ..., 100	248-599

4

Marker

Mini-WSB Quick Marking System, for WAGO I/O System



Consecutive symbols each strip

Marking	Marking direction
	Horizontal marking
	Marker/strip width
	5 mm
.0 ... 7/- (10x/20x)	247-544
.0 ... 7/+ (10x/20x)	247-545
.0 ... 7/free (10x/20x)	247-543
.0 ... 7/L (10x/20x)	247-547
.0 ... 7/N (10x/20x)	247-546
A0 A1 ... A8 A9	247-510
E0 E1 ... E8 E9	247-511
X0 X1 ... X8 X9	247-512

Same symbols per strip

Marking	Marking direction
	Horizontal marking
	Marker/strip width
	5 mm
⊖	247-552
-	247-507
+	247-509
0V	247-506
24 V	247-508

Marker

Mini-WSB Quick Marking System, for WAGO I/O System

Consecutive numbers per strip	
Marking	Marking direction
	Horizontal marking
	Marker/strip width
	5 mm
00 ... 09	247-513
00 ... 49	247-523
10 ... 19	247-514
100 ... 149	247-525
150 ... 199	247-526
20 ... 29	247-515
200 ... 249	247-527
250 ... 299	247-528
30 ... 39	247-516
300 ... 349	247-529
350 ... 399	247-530
40 ... 49	247-517
400 ... 449	247-531
450 ... 499	247-532
50 ... 59	247-518
50 ... 99	247-524
500 ... 549	247-533
550 ... 599	247-534
60 ... 69	247-519
600 ... 649	247-535
650 ... 699	247-536
70 ... 79	247-520
700 ... 749	247-537
750 ... 799	247-538
80 ... 89	247-521
800 ... 849	247-539
850 ... 899	247-540
90 ... 99	247-522
900 ... 949	247-541
950 ... 999	247-542

4

Marking strip DIN A4 card



for 2-conductor terminal strips (260 Series)		
Marking	Strip width: 6 mm	PU (SPU)
	40 strips	
1 ... 10	210-333/500-002	100 (1)
1 ... 12	210-333/500-103	100 (1)
1 ... 50	210-333/500-021	100 (1)
11 ... 20	210-333/500-003	100 (1)
13 ... 24	210-333/500-104	100 (1)
21 ... 30	210-333/500-004	100 (1)
31 ... 40	210-333/500-005	100 (1)
41 ... 50	210-333/500-006	100 (1)
51 ... 60	210-333/500-007	100 (1)
61 ... 70	210-333/500-008	100 (1)
71 ... 80	210-333/500-009	100 (1)
81 ... 90	210-333/500-010	100 (1)
91 ... 100	210-333/500-011	100 (1)
for 4-conductor terminal strips (260 Series)		
Marking	Strip width: 6 mm	PU (SPU)
	40 strips	
1 ... 10	210-333/800-002	100 (1)
1 ... 40	210-333/800-209	100 (1)
11 ... 20	210-333/800-003	100 (1)
21 ... 30	210-333/800-004	100 (1)
31 ... 40	210-333/800-005	100 (1)
41 ... 50	210-333/800-006	100 (1)
51 ... 60	210-333/800-007	100 (1)
61 ... 70	210-333/800-008	100 (1)
71 ... 80	210-333/800-009	100 (1)
81 ... 90	210-333/800-010	100 (1)
91 ... 100	210-333/800-011	100 (1)
for 4-conductor terminal strips (262 Series)		
Marking	Strip width: 6 mm	PU (SPU)
	40 strips	
1 ... 12	210-333/1200-103	100 (1)
1 ... 24	210-333/1200-203	100 (1)
13 ... 24	210-333/1200-104	100 (1)
25 ... 36	210-333/1200-105	100 (1)
37 ... 48	210-333/1200-106	100 (1)
49 ... 60	210-333/1200-107	100 (1)

PU = packaging unit; SPU = subpackaging unit

Marking strip DIN A4 card

for terminal strips with 10 mm pin spacing			
Marking	Strip width: 3 mm	Strip width: 6 mm	PU (SPU)
	80 strips	40 strips	
1 ... 10		210-333/1000-002	100 (1)
1 ... 12	210-332/1000-103		100 (1)
1 ... 16	210-332/1000-202	210-333/1000-202	100 (1)
1 ... 32		210-333/1000-205	100 (1)
1 ... 36		210-333/1000-208	100 (1)
13 ... 24	210-332/1000-104		100 (1)
17 ... 31	210-332/1000-204		100 (1)
17 ... 32		210-333/1000-204	100 (1)
33 ... 48	210-332/1000-206	210-333/1000-206	100 (1)
49 ... 64		210-333/1000-110	100 (1)
65 ... 80		210-333/1000-111	100 (1)
81 ... 96		210-333/1000-112	100 (1)
97 ... 112		210-333/1000-113	100 (1)
L1		210-333/1000-074	100 (1)
L2		210-333/1000-075	100 (1)
L3		210-333/1000-076	100 (1)
N		210-333/1000-077	100 (1)
only grid spacing	210-332/1000-001	210-333/1000-001	100 (1)
PE		210-333/1000-078	100 (1)
PEN		210-333/1000-079	100 (1)

for terminal strips with 10.16 mm pin spacing			
Marking	Strip width: 3 mm		PU (SPU)
	80 strips		
1 ... 16		210-332/1016-202	100 (1)
1 ... 8		210-332/1016-199	100 (1)
17 ... 31		210-332/1016-204	100 (1)
33 ... 48		210-332/1016-206	100 (1)
only grid spacing		210-332/1016-001	100 (1)

for terminal strips with 11.1 mm pin spacing			
Marking	Strip width: 3 mm	Strip width: 5 mm	PU (SPU)
	80 strips	48 strips	
⊕, N, L1	210-332/1110-082		100 (1)
⊕, N, L1, L2	210-332/1110-083		100 (1)
⊕, N, L1, L2, L3	210-332/1110-084		100 (1)
1 ... 16	210-332/1110-202		100 (1)
17 ... 32	210-332/1110-204		100 (1)
N, L1	210-332/1110-081		100 (1)
only grid spacing	210-332/1110-001		100 (1)
PE	210-332/1110-080		100 (1)
R, S, T	210-332/1110-085		100 (1)
U, V, W	210-332/1110-086	210-334/1110-086	100 (1)
X, Y, Z	210-332/1110-087		100 (1)

for terminal strips with 12 mm pin spacing			
Marking	Strip width: 6 mm		PU (SPU)
	40 strips		
L1		210-333/1200-074	100 (1)
L2		210-333/1200-075	100 (1)
L3		210-333/1200-076	100 (1)
N		210-333/1200-077	100 (1)
only grid spacing		210-333/1200-001	100 (1)
PE		210-333/1200-078	100 (1)
PEN		210-333/1200-079	100 (1)

for terminal strips with 2.54 mm pin spacing			
Marking	Strip width: 2.3 mm		PU (SPU)
	100 strips		
1 ... 16		210-331/254-202	100 (1)
1 ... 48		210-331/254-207	100 (1)
1 ... 50		210-331/254-021	100 (1)
17 ... 32		210-331/254-204	100 (1)
33 ... 48		210-331/254-206	100 (1)

PU = packaging unit; SPU = subpackaging unit

Marking strip DIN A4 card

for terminal strips with 3.5 mm pin spacing						
Marking	Strip width: 3 mm				PU (SPU)	
	80 strips					
1 ... 16	210-332/350-202				100 (1)	
17 ... 32	210-332/350-204				100 (1)	
33 ... 48	210-332/350-206				100 (1)	
for terminal strips with 3.81 mm pin spacing						
Marking	Strip width: 3 mm				PU (SPU)	
	80 strips					
1 ... 16	210-332/381-202				100 (1)	
1 ... 32	210-332/381-205				100 (1)	
17 ... 32	210-332/381-204				100 (1)	
33 ... 48	210-332/381-206				100 (1)	
for terminal strips with 3.96 mm pin spacing						
Marking	Strip width: 3 mm				PU (SPU)	
	80 strips					
1 ... 16	210-332/396-202				100 (1)	
1 ... 32	210-332/396-205				100 (1)	
17 ... 32	210-332/396-204				100 (1)	
33 ... 48	210-332/396-206				100 (1)	
for terminal strips with 4 mm pin spacing						
Marking	Strip width: 3 mm				PU (SPU)	
	80 strips					
1 ... 16	210-332/400-202				100 (1)	
1 ... 32	210-332/400-205				100 (1)	
17 ... 32	210-332/400-204				100 (1)	
33 ... 48	210-332/400-206				100 (1)	
for terminal strips with 5 mm pin spacing						
Marking	Strip width: 2.3 mm	Strip width: 3 mm	Strip width: 5 mm		Strip width: 6 mm	PU (SPU)
	100 strips	80 strips	24 strips	48 strips	40 strips	
⊕					210-333/500-080	100 (1)
1 ... 16	210-331/500-202	210-332/500-202				100 (1)
1 ... 24		210-332/500-203	210-334/500-209	210-334/500-203		100 (1)
1 ... 32		210-332/500-205				100 (1)
1 ... 8		210-332/500-199				100 (1)
1, 5, 9 ... 141 (20x); 2, 6, 10 ... 142 (20x); 3, 7, 11 ... 143 (20x); 4, 8, 12 ... 144 (20x)		210-332/500-410				100 (1)
17 ... 32		210-332/500-204				100 (1)
33 ... 48		210-332/500-206				100 (1)
51 ... 100		210-332/500-022				100 (1)
L1					210-333/500-074	100 (1)
L2					210-333/500-075	100 (1)
L3					210-333/500-076	100 (1)
N					210-333/500-077	100 (1)
only grid spacing		210-332/500-001			210-333/500-001	100 (1)
PE					210-333/500-078	100 (1)
PEN					210-333/500-079	100 (1)
for terminal strips with 5.08 mm pin spacing						
Marking	Strip width: 2.3 mm		Strip width: 3 mm		PU (SPU)	
	100 strips		80 strips			
1 ... 10	210-331/508-002				100 (1)	
1 ... 16			210-332/508-202		100 (1)	
1 ... 20	210-331/508-020				100 (1)	
1 ... 32			210-332/508-205		100 (1)	
11 ... 20	210-331/508-003				100 (1)	
17 ... 32			210-332/508-204		100 (1)	
25 ... 36	210-331/508-105				100 (1)	
33 ... 48			210-332/508-206		100 (1)	
37 ... 48	210-331/508-106				100 (1)	
49 ... 60	210-331/508-107				100 (1)	
49 ... 64			210-332/508-110		100 (1)	
only grid spacing			210-332/508-001		100 (1)	

PU = packaging unit; SPU = subpackaging unit

Marking strip DIN A4 card

for terminal strips with 5.75 mm pin spacing				
Marking	Strip width: 3 mm			PU (SPU)
	80 strips			
1 ... 12	210-332/575-103			100 (1)
for terminal strips with 6 mm pin spacing				
Marking	Strip width: 6 mm			PU (SPU)
	40 strips			
1 ... 10	210-333/600-002			100 (1)
1 ... 12	210-333/600-103			100 (1)
1 ... 16	210-333/600-202			100 (1)
1 ... 50	210-333/600-021			100 (1)
13 ... 24	210-333/600-104			100 (1)
17 ... 24	210-333/600-201			100 (1)
25 ... 36	210-333/600-105			100 (1)
37 ... 48	210-333/600-106			100 (1)
41 ... 50	210-333/600-006			100 (1)
51 ... 60	210-333/600-007			100 (1)
61 ... 70	210-333/600-008			100 (1)
71 ... 80	210-333/600-009			100 (1)
81 ... 90	210-333/600-010			100 (1)
91 ... 100	210-333/600-011			100 (1)
L1	210-333/600-074			100 (1)
L2	210-333/600-075			100 (1)
L3	210-333/600-076			100 (1)
N	210-333/600-077			100 (1)
only grid spacing	210-333/600-001			100 (1)
PE	210-333/600-078			100 (1)
PEN	210-333/600-079			100 (1)
for terminal strips with 6.35 mm pin spacing				
Marking	Strip width: 3 mm			PU (SPU)
	80 strips			
⊕, N, L1	210-332/635-082			100 (1)
⊕, N, L1, L2	210-332/635-083			100 (1)
⊕, N, L1, L2, L3	210-332/635-084			100 (1)
1 ... 8	210-332/635-199			100 (1)
17 ... 24	210-332/635-201			100 (1)
9 ... 16	210-332/635-200			100 (1)
N, L1	210-332/635-081			100 (1)
only grid spacing	210-332/635-001			100 (1)
PE	210-332/635-080			100 (1)
R, S, T	210-332/635-085			100 (1)
U, V, W	210-332/635-086			100 (1)
X, Y, Z	210-332/635-087			100 (1)
for terminal strips with 7 mm pin spacing				
Marking	Strip width: 2.3 mm	Strip width: 3 mm	Strip width: 6 mm	PU (SPU)
	100 strips	80 strips	40 strips	
1 ... 12	210-331/700-103	210-332/700-103		100 (1)
1 ... 20			210-333/700-020	100 (1)
1 ... 50			210-333/700-021	100 (1)
12 ... 1		210-332/700-102		100 (1)
21 ... 40			210-333/700-108	100 (1)
41 ... 60			210-333/700-109	100 (1)
51 ... 100			210-333/700-022	100 (1)
L1			210-333/700-074	100 (1)
L2			210-333/700-075	100 (1)
L3			210-333/700-076	100 (1)
N			210-333/700-077	100 (1)
only grid spacing		210-332/700-001	210-333/700-001	100 (1)
PE			210-333/700-078	100 (1)
PEN			210-333/700-079	100 (1)
for terminal strips with 7.5 mm pin spacing				
Marking	Strip width: 3 mm			PU (SPU)
	80 strips			
1 ... 12	210-332/750-103			100 (1)
1 ... 20	210-332/750-020			100 (1)
only grid spacing	210-332/750-001			100 (1)

PU = packaging unit; SPU = subpackaging unit

Marking strip DIN A4 card

for terminal strips with 7.62 mm pin spacing			
Marking	Strip width: 3 mm	Strip width: 5 mm	PU (SPU)
	80 strips	48 strips	
⊖, N, L1, L2, L3	210-332/762-084		100 (1)
1 ... 16		210-334/762-202	100 (1)
1 ... 20	210-332/762-020		100 (1)
1 ... 48	210-332/762-207		100 (1)
only grid spacing	210-332/762-001		100 (1)
for terminal strips with 8 mm pin spacing			
Marking	Strip width: 6 mm		PU (SPU)
	40 strips		
L1	210-333/800-074		100 (1)
L2	210-333/800-075		100 (1)
L3	210-333/800-076		100 (1)
N	210-333/800-077		100 (1)
only grid spacing	210-333/800-001		100 (1)
PE	210-333/800-078		100 (1)
PEN	210-333/800-079		100 (1)
for male and female connectors with 5 mm pin spacing and CAGE CLAMP® connection			
Marking	Strip width: 2.3 mm		PU (SPU)
	100 strips		
1 ... 12	210-331/500-103		100 (1)
13 ... 24	210-331/500-104		100 (1)
for male and female connectors with 5.08 mm pin spacing and CAGE CLAMP® connection			
Marking	Strip width: 2.3 mm		PU (SPU)
	100 strips		
1 ... 12	210-331/508-103		100 (1)
13 ... 24	210-331/508-104		100 (1)
for male and female connectors with 7.5 mm pin spacing and CAGE CLAMP® connection			
Marking	Strip width: 2.3 mm		PU (SPU)
	100 strips		
1 ... 16	210-331/750-202		100 (1)
for male and female connectors with 7.62 mm pin spacing and CAGE CLAMP® connection			
Marking	Strip width: 2.3 mm		PU (SPU)
	100 strips		
1 ... 16	210-331/762-202		100 (1)


PU = packaging unit; SPU = subpackaging unit

Marking strip DIN A4 card

for terminal strips with 2.5 mm pin spacing






Marking	Strip width: 2.3 mm	PU (SPU)
	100 strips	
1 ... 16	210-331/250-202	100 (1)
1 ... 48	210-331/250-207	100 (1)
17 ... 32	210-331/250-204	100 (1)
33 ... 48	210-331/250-206	100 (1)

4




Plain WAGO Products

Plain WAGO Products

		Page
	WAGO Multi Marking System (WMB)	72
	WAGO Quick Marking System Mini (Mini-WSB)	73
	Self-Adhesive Marking Strips on DIN A4 Sheets	74
	Labels on DIN A4 Sheets	75
	Sleeves for Printable Markers	76

Marker

WMB Multi Marking System ► 10 strips with 10 markers per card



Custom Marking

These markers can also be conveniently customized using our WAGO Configurator Smart Designer. Simply click on the "Configure" button on the right, and label the markers as needed. Before ordering, you must register the configurator.


For re-orders, use the provided item number; this number can also be found in your software projects.

Have questions about the WAGO Configurator Smart Designer?
Please email them to smart.designer@wago.com.

Color	Marker/strip width			
	3.5 mm	4 ... 4.2 mm	5 ... 5.2 mm	5 mm
○ white	793-3501	793-4501	793-5501	793-501
● yellow		793-4501/000-002	793-5501/000-002	793-501/000-002
● red		793-4501/000-005	793-5501/000-005	793-501/000-005
● blue		793-4501/000-006	793-5501/000-006	793-501/000-006
● gray		793-4501/000-007	793-5501/000-007	793-501/000-007
● orange		793-4501/000-012	793-5501/000-012	793-501/000-012
● light green		793-4501/000-017	793-5501/000-017	793-501/000-017
● green		793-4501/000-023	793-5501/000-023	793-501/000-023
● violet		793-4501/000-024	793-5501/000-024	793-501/000-024

Marker

Mini-WSB Quick Marking System ▶ 10 strips with 10 markers per card



Custom Marking

These markers can also be conveniently customized using our WAGO Configurator Smart Designer. Simply click on the "Configure" button on the right, and label the markers as needed. Before ordering, you must register the configurator.

For re-orders, use the provided item number; this number can also be found in your software projects.


Have questions about the WAGO Configurator Smart Designer?
Please email them to smart.designer@wago.com.

Color	Marker/strip width
○ white	5 mm 248-501
● yellow	248-501/000-002
● red	248-501/000-005
● blue	248-501/000-006
○ gray	248-501/000-007
● orange	248-501/000-012
● green	248-501/000-023
● light green	248-501/000-017
● violet	248-501/000-024

Marking strip



Length: 182 mm



709-183

Strip width 30 mm ▶ DIN A4 card with 6 strips

Color	Item no.	PU
○ white	709-183	1

Strip width 99 mm ▶ 20 m; 1 line

Color	Item no.	PU
○ white	210-878	1
● silver-colored	210-879	1

Strip width 2.3 mm ▶ DIN A4 card with 100 strips

Color	Item no.	PU (SPU)
○ white	210-331	100 (1)

Strip width 3 mm ▶ DIN A4 card with 80 strips

Color	Item no.	PU (SPU)
○ white	210-332	100 (1)

Strip width 5 mm ▶ DIN A4 card with 48 strips

Color	Item no.	PU (SPU)
○ white	210-334	100 (1)


Strip width 6 mm ▶ DIN A4 card with 40 strips

Color	Item no.	PU (SPU)
○ white	210-333	100 (1)

Strip width 9 mm ▶ DIN A4 card with 48 strips

Color	Item no.	PU (SPU)
○ white	210-335	100 (1)

Self-laminating label



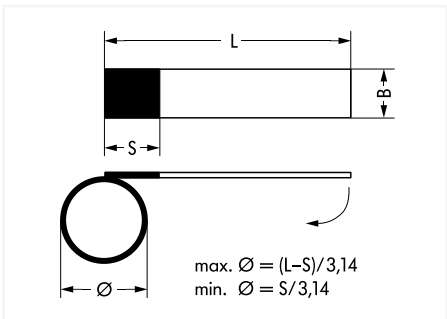
211-151

32 labels/sheet

Color	Item no.	PU
○ white	211-151	25

for max. 8 mm cable diameter ▶ 70 labels/sheet

Color	Item no.	PU
○ white	211-150	20



Dimensions of self-laminating label

Marking sleeve

Length: 12 mm ▶ Mounting type: Sliding on



211-112

for wire diameter 1.6 ... 3.2 mm or 0.25 ... 1.5 mm		
Color	Item no.	PU
● black	211-112	2000
for wire diameter 2.2 ... 4.5 mm or 0.5 ... 4 mm		
Color	Item no.	PU
● black	211-113	2000
for wire diameter 3.7 ... 5.9 mm or 2.5 ... 6 mm		
Color	Item no.	PU
● black	211-114	1000
for wire diameter 5.5 ... 10 mm or 10 ... 25 mm		
Color	Item no.	PU
● black	211-115	1000

Item-Specific Accessories



Marker card; Length: 12 mm; 3000 markers/reel

Color	Item no.	PU
○ white	211-111	1

Length: 23 mm ▶ Mounting type: Sliding on



211-122

for wire diameter 1.6 ... 3.2 mm or 0.25 ... 1.5 mm		
Color	Item no.	PU
● black	211-122	2000
for wire diameter 2.2 ... 4.5 mm or 0.5 ... 4 mm		
Color	Item no.	PU
● black	211-123	2000
for wire diameter 3.7 ... 5.9 mm or 2.5 ... 6 mm		
Color	Item no.	PU
● black	211-124	1000
for wire diameter 5.5 ... 10 mm or 10 ... 25 mm		
Color	Item no.	PU
● black	211-125	1000

Item-Specific Accessories



Marker card; Length: 23 mm; 3,000 markers/reel

Color	Item no.	PU
○ white	211-121	1

Length: 23 mm ▶ Mounting type: Mounting with cable ties ▶ for single strands (10 mm and larger)



211-129

Color	Item no.	PU
● black	211-129	1000

Item-Specific Accessories




Marker card; Length: 23 mm; 3,000 markers/reel

Color	Item no.	PU
○ white	211-121	1

Cable tie; 2.5 mm x 100 mm









Item no.	PU
807-090/101-100	1

PU = packaging unit; SPU = subpackaging unit



WAGO Marker Carriers for WAGO Marking Accessories

WAGO Marker Carriers for WAGO Marking Accessories


	Page
	82
	84
	85
	86
	87
	88
	89
	91

WAGO Marker Carriers for WAGO Marking Accessories


Description and Installation



Height-adjustable group marker carrier (2009-163); suitable for WMB markers or marking strips (2009-110)



Can be snapped into jumper slots.



Group Marker Carriers



Group Marker Carriers



Marker carrier for marking strips (2009-110) or 2 WMB markers for 285-13x, 285-15x and 285-19x Terminal Blocks



This laterally movable marking system can be used as an additional group marker carrier or continuous marking strip carrier for terminal strips or single-deck rail-mount terminal blocks, e.g., for:


- DIN-35 rail-mount terminal strips (264 Series)
- Single-deck rail-mount terminal blocks (279 to 284 Series) with a maximum height of 49 mm (1.93 inch) from upper-edge of DIN-rail (observe conductor radius)



Group marker carrier (2009-163) for marking strips (2009-110)



Terminal block marking with double marker carriers (209-128)
Terminal blocks with side marking (see online catalog at www.wago.com)



Marker carriers for marking strips (2009-110) or WMB-Inline (2009-115)



Using marker carriers for marking strips (2002-161) in jumper slots.



Using marker carriers for marking strips (2009-198) in lateral marker slots.

Marker carrier ▶ WAGO I/O System 750/753 Hinged

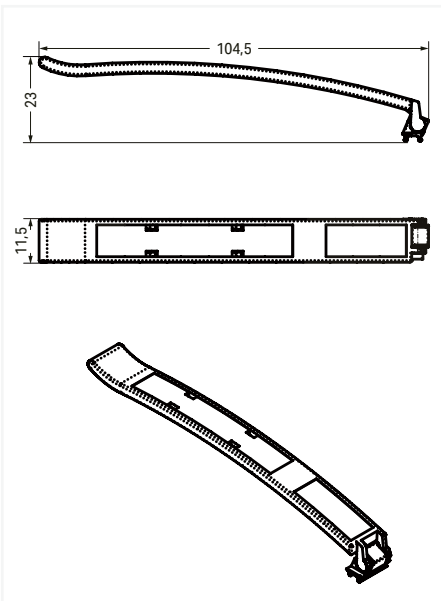
Allows group marking of WAGO I/O System components



750-103

Breite: 11.5 mm

Color	Item no.	PU
○ transparent	750-103	50



6

Accessories; for all products on this page



Marker; plain

Color	Item no.	PU (SPU)
○ white	750-105	500 (1)

PU = packaging unit; SPU = subpackaging unit; Dimensions in mm

Group marker carrier ▶ WAGO I/O System 750/753

for I/O module housing with 8 or 16 LEDs




for I/O module housing with up to 4 LEDs and for the 48 mm I/O module housing



750-107		
Color	Item no.	PU (SPU)
○ transparent	750-107	50 (10)

750-106		
Color	Item no.	PU (SPU)
○ transparent	750-106	50 (10)



Accessories; for all products on this page



Marking strip; plain; Width: 11 mm

Color	Item no.	PU
○ white	2009-110	1



Marker; plain; 5 ... 5.2 mm

Color	Item no.	PU
○ white	2009-115	1

PU = packaging unit; SPU = subpackaging unit

Marker carrier ▶ TOPJOB® S

for lateral marker slots



2009-198

Breite: 5 mm

Color	Item no.	PU (SPU)
○ gray	2009-198	200 (25)



Using marker carriers for marking strips (2009-198) in lateral marker slots.

for jumper slots of 2002, 2102, 2202 Series



2002-161

Breite: 5 mm

Color	Item no.	PU (SPU)
○ gray	2002-161	100 (25)



Using marker carriers for marking strips (2002-161) in jumper slots.

for jumper slots of double-deck, double-disconnect terminal blocks (2002 Series)



2002-160

Breite: 5 mm

Color	Item no.	PU (SPU)
○ gray	2002-160	50 (25)

Marker carrier ▶ TOPJOB® S

for double-deck terminal blocks without marker carriers
▶ pivoting



2000-121

Breite: 3.4 mm		
Color	Item no.	PU (SPU)
○ gray	2000-121	50 (25)

Breite: 5.1 mm		
Color	Item no.	PU (SPU)
○ gray	2002-121	50 (25)

for triple-deck terminal blocks without marker carriers
▶ pivoting



2002-131

Breite: 5.1 mm		
Color	Item no.	PU (SPU)
○ gray	2002-131	50 (25)



Double-Deck Terminal Blocks

A double-deck marker carrier (2000-121) can be retrofitted to double-deck terminal blocks without a marker carrier.

PU = packaging unit; SPU = subpackaging unit

Group marker carrier ▶ TOPJOB® S

snaps into jumper slot; for WMB markers or marking strips



2009-191

Breite: 5 mm

Color	Item no.	PU (SPU)
<input type="radio"/> gray	2009-191	50 (25)

Breite: 10 mm

Color	Item no.	PU (SPU)
<input type="radio"/> gray	2009-192	50 (25)

Breite: 15 mm

Color	Item no.	PU (SPU)
<input type="radio"/> gray	2009-193	50 (25)

snaps into jumper slot; for marking strips



2009-196

Breite: 10 mm

Color	Item no.	PU (SPU)
<input type="radio"/> gray	2009-196	50 (25)


Item-Specific Accessories

Marker; from cardboard; for self-marking

Color	Item no.	PU (SPU)
<input type="radio"/> white	209-113	500 (1)

Label; for self-marking

Color	Item no.	PU (SPU)
<input type="radio"/> white	210-345	100 (1)



TOPJOB® S 2009-193 Group Marker Carrier (equipped with WMB Multi markers) for all 2001 to 2016 Series TOPJOB® S Rail-Mount Terminal Blocks
Do not use on an end plate!

PU = packaging unit; SPU = subpackaging unit

Marker carrier

for double-deck terminal blocks without marker carriers (279 Series)

for POWER CAGE CLAMP Terminal Blocks 35/50/95 mm² (2, 2/0, 4/0 AWG)



279-529

285-442

Color	Item no.	PU (SPU)
○ gray	279-529	50 (25)

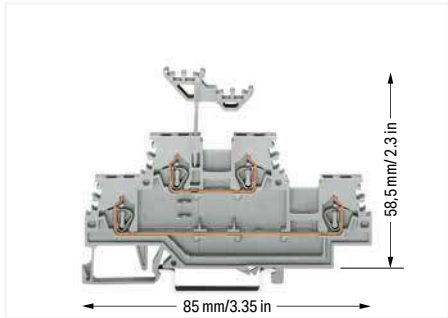
Breite: 10.4 mm		
Color	Item no.	PU
○ gray	285-442	25

Item-Specific Accessories



Marking strip, plain; Width: 11 mm

Color	Item no.	PU
○ white	2009-110	1



Double-deck marker carrier
(height including marker carrier)



Marker carrier (285-442) for marking strips (2009-110) or 2 WMB markers for 285-13x, 285-15x and 285-19x Terminal Blocks



Marker carriers (285-442) for continuous marking strips

PU = packaging unit; SPU = subpackaging unit

Double marker carrier


for center I/O module marking; for WSB and WMB marking systems



209-128

Breite: 4 mm

Color	Item no.	PU (SPU)
○ gray	209-128	200 (100)



Terminal block marking with double marker carriers (209-128) Terminal blocks with side marking



Snapping a WMB marker strip into the marker slot of the double marker carrier.

Group marker carrier

for end stops (249-116 and 249-117); for 2 WMB markers or 1 continuous strip ▶ Snap-on type and adjustable in height from 43.5 mm to 59.5 mm

for end stops (249-116 and 249-117); for 1 marker or self-adhesive label and transparent protective marker cover ▶ Snap-on type and adjustable in height from 43.5 mm to 59.5 mm

for end stops (249-116 and 249-117); for 9 WMB markers or 1 TOPJOB® S marking strip ▶ Snap-on type and adjustable in height from 45 mm to 61 mm



249-118

249-119

2009-163


Breite: 10 mm		
Color	Item no.	PU (SPU)
○ gray	249-118	100 (25)

Breite: 10 mm		
Color	Item no.	PU (SPU)
○ gray	249-119	50 (25)

Breite: 12.2 mm		
Color	Item no.	PU (SPU)
○ gray	2009-163	50 (25)



Height-adjustable group marker carrier



This system can be used as an additional group marker carrier or continuous marking strip carrier for terminal strips or single-deck rail-mount terminal blocks, e.g., for:

- DIN-35 rail-mount terminal strips (264 Series)
- Single-deck rail-mount terminal blocks (279 to 284 Series) with a maximum height of 49 mm (1.93 inch) from upper-edge of DIN-rail (observe conductor radius)

Receptacles for:

- 1 x marker
- 2 x WMB Multi marker or
- 3 x WCB Combi marker or
- 1 x WFB continuous marking strip



Group marker carrier (2009-163) for marking strips (2009-110)



Group marker carrier (2009-163) for marking strips (2009-110)

PU = packaging unit; SPU = subpackaging unit

Group marker carrier

Carrier-through element for end stops (249-116 and 249-117) ▶ snap-on type and adjustable in height

Carrier-end element for end stops (249-116 and 249-117) ▶ snap-on type and adjustable in height

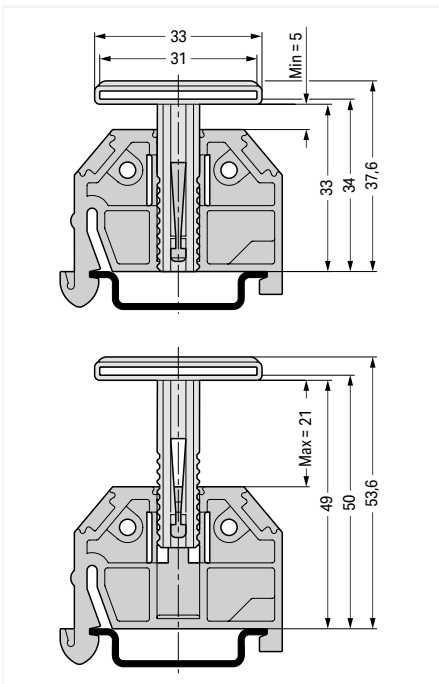
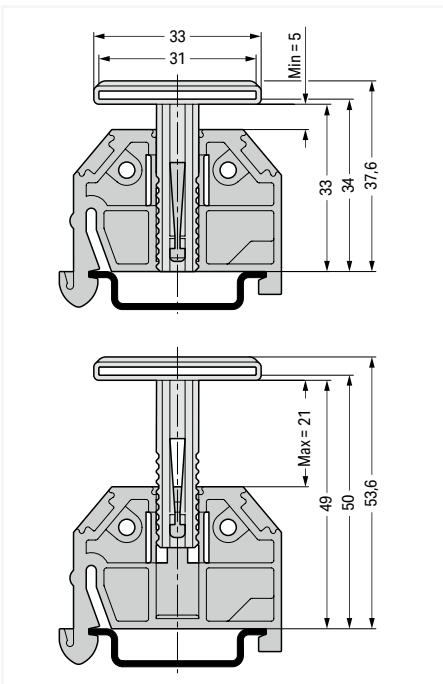


709-118

709-119

Color	Item no.	PU (SPU)
○ gray	709-118	50 (25)

Color	Item no.	PU (SPU)
○ gray	709-119	50 (25)



Laterally movable marking system



Laterally movable marking system

6

Accessories; for all products on this page



Marking strip receptacle; Folded; 1 m long; 1.7 mm thick; Width: 16 mm

Marking cards; DIN A4 card with 14 strips

Color	Item no.	PU (SPU)
○ transparent	709-120	10 (1)

Color	Item no.	PU (SPU)
○ white	709-193	50 (1)

PU = packaging unit; SPU = subpackaging unit


Group marker carrier

for end stops (249-116 and 249-117); with marking surface ► Snap-on type and adjustable in height from 42.2 mm to 58.2 mm



249-120

Breite: 6 mm		
Color	Item no.	PU (SPU)
○ white	249-120	50 (25)



This system can be used as an additional group marker carrier or continuous marking strip carrier for terminal strips or single-deck rail-mount terminal blocks, e.g., for:

- DIN-35 rail-mount terminal strips (264 Series)
- Single-deck rail-mount terminal blocks (279 to 284 Series) with a maximum height of 49 mm (1.93 inch) from upper-edge of DIN-rail (observe conductor radius)

Receptacles for:

- 1 x marker
- 2 x WMB Multi marker or
- 3 x WCB Combi marker or
- 1 x WFB continuous marking strip

fits into jumper slot of rail-mount terminal blocks; for terminal block width 4 ... 6 mm; for up to 3 WMB markers or 8 branch markers



209-140

Breite: 15 mm		
Color	Item no.	PU (SPU)
○ gray	209-140	50 (25)



Group marker carriers (209-141 and 209-112)

fits into the jumper slot of rail-mount terminal blocks; for up to 2 WMB markers or 5 branch markers



209-140

Breite: 10 mm		
Color	Item no.	PU (SPU)
○ gray	209-141	50 (25)



Group marker carriers (209-141 and 209-112)

Group marker carrier

fits into jumper slot of rail-mount terminal blocks; for up to 1 WMB marker or 2 branch markers

for 869 and 780 Series; fits into the jumper slot of current bars

pivoting



209-140

Breite: 5 mm		
Color	Item no.	PU (SPU)
○ gray	209-142	50 (25)



870-184

Breite: 5 mm		
Color	Item no.	PU (SPU)
○ gray	870-184	50 (25)

Breite: 10 mm		
Color	Item no.	PU (SPU)
○ gray	870-183	50 (25)

Breite: 15 mm		
Color	Item no.	PU (SPU)
○ gray	870-182	50 (25)



249-105

Color	Item no.	PU (SPU)
○ gray	249-105	50 (25)

Item-Specific Accessories

Marker; plain; 4 x 30 pieces/sheet

Color	Item no.	PU (SPU)
○ white	209-183	500 (1)

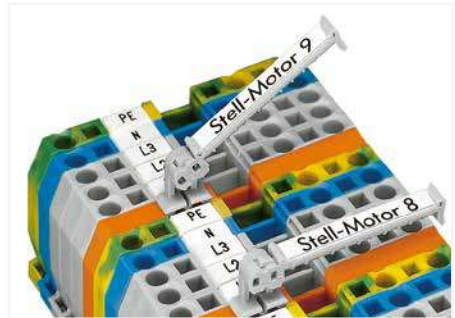


Protective marker cover

Color	Item no.	PU (SPU)
○ transparent	209-184	1000 (50)



Group marker carriers (209-141 and 209-112)



This pivoting group marker carrier has been developed for group marking of rail-mount terminal blocks and incorporates many customer requirements:

- Can be used in all multiprofile marker slots for rail-mount terminal blocks 5 mm (0.197 inch) and above or in spacer housings as shown above.
- Pivotal to seven different stable positions, providing the best visual angle in case of difficult mounting conditions
- Two levels for different marking systems
Level a: for marker (4 x 34) mm (see above)
Level b: for 12 WCB-Combi markers (see www.wagocatalog.com)

PU = packaging unit; SPU = subpackaging unit

Group marker carrier

for 2- and 3-conductor terminal blocks (282 Series) ▶ straight



for WMB Inline markers ▶ angled



snaps onto screwless end stops (center or side mounting) (249-116 and 249-117)



		209-143	
Color	Item no.	PU (SPU)	
○ gray	209-143	50 (25)	

		209-144	
Color	Item no.	PU (SPU)	
○ gray	209-144	50 (25)	

Breite: 10 mm		
Color	Item no.	PU (SPU)
○ white	209-112	100 (50)

Item-Specific Accessories

Marker; from cardboard; for self-marking

Color	Item no.	PU (SPU)
○ white	209-113	500 (1)




Protective marker cover


Color	Item no.	PU (SPU)
○ transparent	209-114	500 (50)

Label; for self-marking

Color	Item no.	PU (SPU)
○ white	210-345	100 (1)



Additional group marking



This group marker carrier (209-144) makes it possible to mark subgroups in confined places. They can be snapped into unused jumper contact slots of the terminal block housing. Marking is performed with the WAGO WMB Multi Marking System.



Group marker carriers (209-141 and 209-112)




Group marking on N-busbar carrier used as an end stop

PU = packaging unit; SPU = subpackaging unit

Group marker carrier

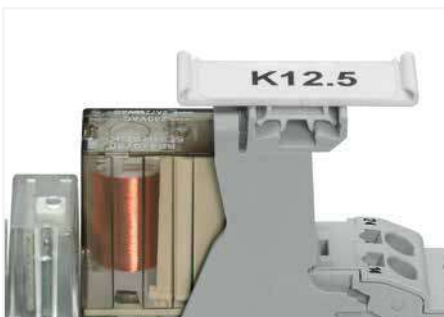
for WMB and Mini-WSB marker slots



209-145

Breite: 10 mm

Color	Item no.	PU (SPU)
○ white	209-145	100 (50)



Group marker carrier (209-145)



Group marker carrier (209-145)

6

Accessories; for all products on this page

Marker; from cardboard; for self-marking

Color	Item no.	PU (SPU)
○ white	209-113	500 (1)



Protective marker cover

Color	Item no.	PU (SPU)
○ transparent	209-114	500 (50)

Label; for self-marking

Color	Item no.	PU (SPU)
○ white	210-345	100 (1)

PU = packaging unit; SPU = subpackaging unit

6



Index

Index

	Page
Item Number Index	98

Item Number Index

Item No.	Page	Item No.	Page	Item No.	Page	Item No.	Page
209 Series		210 Series		210 Series		210 Series	
209-112	93	210-332/635-201	66	210-333/700-075	66	210-831	29
209-113	86	210-332/700-001	66	210-333/700-076	66	210-832	29
209-114	93	210-332/700-102	66	210-333/700-077	66	210-833	29
209-128	88	210-332/700-103	66	210-333/700-078	66	210-834	29
209-140	91	210-332/750-001	66	210-333/700-079	66	210-836	41
209-141	91	210-332/750-020	66	210-333/700-108	66	210-837	41
209-142	92	210-332/750-103	66	210-333/700-109	66	210-840	41
209-143	93	210-332/762-001	67	210-333/800-001	67	210-841	41
209-144	93	210-332/762-020	67	210-333/800-002	63	210-842	41
209-145	94	210-332/762-084	67	210-333/800-003	63	210-843	41
209-183	92	210-332/762-207	67	210-333/800-004	63	210-847	43
209-184	92	210-332/1000-001	64	210-333/800-005	63	210-848	43
		210-332/1000-103	64	210-333/800-006	63	210-850	40
210 Series		210-332/1000-104	64	210-333/800-007	63	210-851	40
210-331	74	210-332/1000-202	64	210-333/800-008	63	210-852	42
210-331/250-202	68	210-332/1000-204	64	210-333/800-009	63	210-853	42
210-331/250-204	68	210-332/1000-206	64	210-333/800-010	63	210-854	43
210-331/250-206	68	210-332/1016-001	64	210-333/800-011	63	210-855	43
210-331/250-207	68	210-332/1016-199	64	210-333/800-074	67	210-870	29
210-331/254-021	64	210-332/1016-202	64	210-333/800-075	67	210-871	29
210-331/254-202	64	210-332/1016-204	64	210-333/800-076	67	210-872	29
210-331/254-204	64	210-332/1016-206	64	210-333/800-077	67	210-873	29
210-331/254-206	64	210-332/1110-001	64	210-333/800-078	67	210-874	29
210-331/254-207	64	210-332/1110-080	64	210-333/800-079	67	210-874/000-002	29
210-331/500-103	67	210-332/1110-081	64	210-333/800-209	63	210-875	29
210-331/500-104	67	210-332/1110-082	64	210-333/1000-001	64	210-876	29
210-331/500-202	65	210-332/1110-083	64	210-333/1000-002	64	210-876/000-002	29
210-331/508-002	65	210-332/1110-084	64	210-333/1000-074	64	210-877	29
210-331/508-003	65	210-332/1110-085	64	210-333/1000-075	64	210-878	74
210-331/508-020	65	210-332/1110-086	64	210-333/1000-076	64	210-879	74
210-331/508-103	67	210-332/1110-087	64	210-333/1000-077	64	210-880	29
210-331/508-104	67	210-332/1110-202	64	210-333/1000-078	64	210-880/000-002	29
210-331/508-105	65	210-332/1110-204	64	210-333/1000-079	64	210-882	29
210-331/508-106	65	210-333	74	210-333/1000-110	64	210-882/000-002	29
210-331/508-107	65	210-333/500-001	65	210-333/1000-111	64		
210-331/700-103	66	210-333/500-002	63	210-333/1000-112	64	211 Series	
210-331/750-202	67	210-333/500-003	63	210-333/1000-113	64	211-111	76
210-331/762-202	67	210-333/500-004	63	210-333/1000-202	64	211-112	76
210-332	74	210-333/500-005	63	210-333/1000-204	64	211-113	76
210-332/350-202	65	210-333/500-006	63	210-333/1000-205	64	211-114	76
210-332/350-204	65	210-333/500-007	63	210-333/1000-206	64	211-115	76
210-332/350-206	65	210-333/500-008	63	210-333/1000-208	64	211-121	76
210-332/381-202	65	210-333/500-009	63	210-333/1200-001	64	211-122	76
210-332/381-204	65	210-333/500-010	63	210-333/1200-074	64	211-123	76
210-332/381-205	65	210-333/500-011	63	210-333/1200-075	64	211-124	76
210-332/381-206	65	210-333/500-021	63	210-333/1200-076	64	211-125	76
210-332/396-202	65	210-333/500-074	65	210-333/1200-077	64	211-129	76
210-332/396-204	65	210-333/500-075	65	210-333/1200-078	64	211-150	75
210-332/396-205	65	210-333/500-076	65	210-333/1200-079	64	211-151	75
210-332/396-206	65	210-333/500-077	65	210-333/1200-103	63	211-500	35
210-332/400-202	65	210-333/500-078	65	210-333/1200-104	63	211-500/000-002	35
210-332/400-204	65	210-333/500-079	65	210-333/1200-105	63	211-501	35
210-332/400-205	65	210-333/500-080	65	210-333/1200-106	63	211-501/000-002	35
210-332/400-206	65	210-333/500-103	63	210-333/1200-107	63	211-502	35
210-332/500-001	65	210-333/500-104	63	210-333/1200-203	63	211-502/000-002	35
210-332/500-022	65	210-333/600-001	66	210-334	74	211-503	35
210-332/500-199	65	210-333/600-002	66	210-334/500-203	65	211-503/000-002	35
210-332/500-202	65	210-333/600-006	66	210-334/500-209	65	211-504	35
210-332/500-203	65	210-333/600-007	66	210-334/762-202	67	211-504/000-002	35
210-332/500-204	65	210-333/600-008	66	210-334/1110-086	64	211-505	35
210-332/500-205	65	210-333/600-009	66	210-335	74	211-505/000-002	35
210-332/500-206	65	210-333/600-010	66	210-345	86	211-506	35
210-332/500-410	65	210-333/600-011	66	210-702	29	211-506/000-002	35
210-332/508-001	65	210-333/600-021	66	210-801	39	211-811	32
210-332/508-110	65	210-333/600-074	66	210-802	39	211-812	32
210-332/508-202	65	210-333/600-075	66	210-803	39	211-813	32
210-332/508-204	65	210-333/600-076	66	210-804	39	211-821	32
210-332/508-205	65	210-333/600-077	66	210-805	37	211-823	32
210-332/508-206	65	210-333/600-078	66	210-805/000-002	37	211-824	32
210-332/575-103	66	210-333/600-079	66	210-806	37	211-829	32
210-332/635-001	66	210-333/600-103	66	210-806/000-002	37	211-835	36
210-332/635-080	66	210-333/600-104	66	210-807	37	211-835/000-002	36
210-332/635-081	66	210-333/600-105	66	210-807/000-002	37	211-835/000-005	36
210-332/635-082	66	210-333/600-106	66	210-808	37	211-836	36
210-332/635-083	66	210-333/600-201	66	210-810	37	211-836/000-002	36
210-332/635-084	66	210-333/600-202	66	210-811	37	211-836/000-005	36
210-332/635-085	66	210-333/700-001	66	210-811/000-002	37	211-836/000-006	36
210-332/635-086	66	210-333/700-020	66	210-812	39	211-836/000-012	36
210-332/635-087	66	210-333/700-021	66	210-813	38	211-836/000-018	36
210-332/635-199	66	210-333/700-022	66	210-814	38	211-837	36
210-332/635-200	66	210-333/700-074	66	210-824	39	211-837/000-002	36

Item No.	Page	Item No.	Page	Item No.	Page	Item No.	Page
211 Series		248 Series		248 Series		264 Series	
211-855	33	248-415	58	248-552	56	264-905	58
211-856	33	248-416	58	248-553	59		
211-857	33	248-417	58	248-554	59	279 Series	
211-861	34	248-418	58	248-555	59	279-529	87
211-862	34	248-419	58	248-556	59		
211-863	34	248-420	58	248-557	59	285 Series	
211-922	32	248-421	58	248-558	59	285-442	87
211-923	32	248-422	58	248-559	59		
211-924	32	248-423	58	248-560	59	709 Series	
211-925	32	248-424	58	248-561	59	709-118	90
211-926	32	248-425	56	248-562	59	709-119	90
211-927	32	248-451	56	248-563	59	709-120	90
		248-452	56	248-564	59	709-177	29
247 Series		248-453	56	248-565	57	709-178	29
247-506	61	248-454	56	248-566	57	709-183	74
247-507	61	248-455	56	248-569	57	709-193	90
247-508	61	248-472	56	248-570	57		
247-509	61	248-474	56	248-571	57	750 Series	
247-510	61	248-487	56	248-572	57	750-103	82
247-511	61	248-494	56	248-573	57	750-105	82
247-512	61	248-495	56	248-574	56	750-106	83
247-513	62	248-496	56	248-575	56	750-107	83
247-514	62	248-497	56	248-576	56		
247-515	62	248-498	56	248-577	56	757 Series	
247-516	62	248-501	73	248-578	56	757-901/000-050	29
247-517	62	248-501/000-002	73	248-579	56		
247-518	62	248-501/000-005	73	248-580	56	793 Series	
247-519	62	248-501/000-006	73	248-581	56	793-425	51
247-520	62	248-501/000-007	73	248-582	56	793-426	51
247-521	62	248-501/000-012	73	248-583	56	793-427	51
247-522	62	248-501/000-017	73	248-589	60	793-428	51
247-523	62	248-501/000-023	73	248-602	57	793-429	51
247-524	62	248-501/000-024	73	248-603	57	793-430	51
247-525	62	248-502	57	248-604	57	793-431	51
247-526	62	248-503	57	248-605	57	793-432	51
247-527	62	248-504	57	248-606	57	793-433	51
247-528	62	248-505	57	248-607	57	793-434	51
247-529	62	248-506	57	248-608	57	793-435	51
247-530	62	248-507	57	248-609	57	793-436	51
247-531	62	248-508	57	248-610	57	793-437	51
247-532	62	248-509	57	248-611	57	793-438	51
247-533	62	248-510	57	248-612	57	793-439	51
247-534	62	248-511	57	248-613	57	793-450	48
247-535	62	248-512	57	248-614	57	793-451	48
247-536	62	248-513	57	248-615	57	793-452	49
247-537	62	248-514	57	248-616	57	793-453	48
247-538	62	248-515	57	248-617	57	793-454	48
247-539	62	248-516	57	248-653	59	793-466	49
247-540	62	248-517	57	248-665	57	793-472	48
247-541	62	248-518	58	248-666	57	793-473	48
247-542	62	248-519	58	248-667	57	793-474	48
247-543	61	248-520	58			793-475	50
247-544	61	248-521	58	249 Series		793-476	50
247-545	61	248-522	58	249-105	92	793-478	50
247-546	61	248-523	58	249-118	89	793-479	50
247-547	61	248-524	58	249-119	89	793-480	50
247-552	61	248-525	58	249-120	91	793-481	50
247-557	57	248-526	58			793-482	50
247-558	57	248-527	58	258 Series		793-483	50
247-601	57	248-528	58	258-5000	11	793-484	50
247-602	57	248-529	58	258-5001	11	793-487	48
247-603	57	248-530	58	258-5005	13	793-494	48
247-604	57	248-531	58	258-5005/000-005	13	793-495	48
247-605	57	248-532	58	258-5006	15	793-496	48
		248-533	58	258-5007	15	793-497	48
248 Series		248-534	58	258-5008	15	793-498	48
248-400	58	248-535	58	258-5009	15	793-501	72
248-401	58	248-536	58	258-5010	15	793-501/000-002	72
248-402	58	248-537	58	258-5011	15	793-501/000-005	72
248-403	58	248-538	58	258-5014	13	793-501/000-006	72
248-404	58	248-539	58	258-5015	14	793-501/000-007	72
248-405	58	248-540	58	258-5030	12	793-501/000-012	72
248-406	58	248-541	58			793-501/000-017	72
248-407	58	248-542	58	264 Series		793-501/000-023	72
248-408	58	248-543	56	264-900	57	793-501/000-024	72
248-409	58	248-544	56	264-901	56	793-502	50
248-410	58	248-546	56	264-902	56		
248-411	58	248-547	56	264-903	58		
248-412	58	248-548	56	264-904	58		
248-413	58	248-549	56				
248-414	58	248-550	56				

Item Number Index

Item No.	Page	Item No.	Page	Item No.	Page	Item No.	Page
793 Series		793 Series		793 Series		793 Series	
793-503	50	793-589	49	793-3501	72	793-4553	52
793-504	50	793-599	53	793-3502	50	793-4554	52
793-505	50	793-602	50	793-3503	50	793-4555	52
793-506	50	793-603	50	793-3504	50	793-4556	52
793-507	50	793-604	50	793-3505	50	793-4557	52
793-508	50	793-605	50	793-3506	50	793-4558	52
793-509	50	793-606	50	793-3507	50	793-4559	52
793-510	50	793-607	50	793-3508	50	793-4560	52
793-511	50	793-608	50	793-3509	50	793-4561	52
793-512	50	793-609	50	793-3510	50	793-4562	52
793-513	50	793-610	50	793-3544	48	793-4563	52
793-514	50	793-611	50	793-3545	48	793-4564	52
793-515	50	793-612	50	793-3565	50	793-4565	50
793-516	50	793-613	50	793-3566	50	793-4566	50
793-517	50	793-614	50	793-3599	53	793-4567	51
793-518	51	793-615	50	793-3607	50	793-4569	50
793-519	51	793-616	50	793-3652	49	793-4570	50
793-520	51	793-617	50	793-4472	48	793-4571	50
793-522	51	793-618	51	793-4473	48	793-4572	50
793-523	51	793-619	51	793-4474	48	793-4573	50
793-524	51	793-620	51	793-4487	48	793-4574	49
793-525	51	793-621	51	793-4494	48	793-4575	49
793-526	51	793-622	51	793-4496	48	793-4576	49
793-527	51	793-623	51	793-4501	72	793-4577	49
793-528	51	793-624	51	793-4501/000-002	72	793-4578	49
793-529	51	793-625	51	793-4501/000-005	72	793-4579	49
793-530	51	793-626	51	793-4501/000-006	72	793-4580	49
793-531	51	793-627	51	793-4501/000-007	72	793-4581	49
793-532	51	793-643	48	793-4501/000-012	72	793-4582	49
793-533	51	793-644	48	793-4501/000-017	72	793-4583	49
793-534	51	793-645	48	793-4501/000-023	72	793-4599	53
793-535	51	793-646	48	793-4501/000-024	72	793-4602	50
793-536	51	793-647	48	793-4502	50	793-4603	50
793-537	51	793-648	48	793-4503	50	793-4604	50
793-538	51	793-649	48	793-4504	50	793-4605	50
793-539	51	793-650	48	793-4505	50	793-4606	50
793-540	51	793-652	49	793-4506	50	793-4607	50
793-541	51	793-653	52	793-4507	50	793-4608	50
793-542	51	793-654	52	793-4508	50	793-4609	50
793-543	48	793-655	52	793-4509	50	793-4610	50
793-544	48	793-656	52	793-4510	50	793-4611	50
793-545	48	793-657	52	793-4511	50	793-4612	50
793-546	48	793-658	52	793-4512	50	793-4613	50
793-547	48	793-659	52	793-4513	50	793-4614	50
793-548	48	793-660	52	793-4514	50	793-4615	50
793-549	48	793-661	52	793-4515	50	793-4616	50
793-550	48	793-662	52	793-4516	50	793-4617	50
793-552	49	793-663	52	793-4517	50	793-4618	51
793-553	52	793-664	52	793-4518	51	793-4619	51
793-554	52	793-665	50	793-4519	51	793-4620	51
793-555	52	793-666	50	793-4520	51	793-4621	51
793-556	52	793-667	50	793-4521	51	793-4622	51
793-557	52	793-668	50	793-4522	51	793-4623	51
793-558	52	793-673	48	793-4523	51	793-4624	51
793-559	52	793-674	49	793-4524	51	793-4625	51
793-560	52	793-675	49	793-4525	51	793-4626	51
793-561	52	793-676	49	793-4526	51	793-4627	51
793-562	52	793-677	49	793-4527	51	793-4644	48
793-563	52	793-678	49	793-4528	51	793-4645	48
793-564	52	793-679	49	793-4529	51	793-4646	48
793-565	50	793-680	49	793-4530	51	793-4652	49
793-566	50	793-681	49	793-4531	51	793-4653	52
793-567	51	793-682	49	793-4532	51	793-4654	52
793-569	50	793-683	49	793-4533	51	793-4655	52
793-570	50	793-687	48	793-4534	51	793-4656	52
793-571	50	793-691	48	793-4535	51	793-4657	52
793-572	50	793-694	48	793-4536	51	793-4658	52
793-573	50	793-695	48	793-4537	51	793-4659	52
793-574	49	793-696	48	793-4538	51	793-4660	52
793-575	49	793-697	48	793-4539	51	793-4661	52
793-576	49	793-698	48	793-4540	51	793-4662	52
793-577	49	793-699	53	793-4541	51	793-4663	52
793-578	49	793-900	53	793-4542	51	793-4664	52
793-579	49	793-923	50	793-4543	48	793-4665	50
793-580	49	793-924	50	793-4544	48	793-4666	50
793-581	49	793-925	50	793-4545	48	793-4667	50
793-582	49	793-926	50	793-4546	48	793-4668	50
793-583	49	793-927	50	793-4547	48	793-4674	49
793-585	49	793-928	50	793-4548	48	793-4675	49
793-587	49	793-952	48	793-4549	48	793-4676	49
793-588	49	793-953	48	793-4552	49	793-4677	49

Item No.	Page	Item No.	Page	Item No.	Page	Item No.	Page
793 Series		793 Series		793 Series		794 Series	
793-4678	49	793-5530	51	793-5645	48	794-674	48
793-4679	49	793-5531	51	793-5646	48	794-676	50
793-4680	49	793-5532	51	793-5647	48	794-680	50
793-4681	49	793-5533	51	793-5648	48	794-681	50
793-4682	49	793-5534	51	793-5652	49	794-682	50
793-4683	49	793-5535	51	793-5653	52	794-683	50
793-4687	48	793-5536	51	793-5654	52	794-684	50
793-4694	48	793-5537	51	793-5655	52	794-685	50
793-4695	48	793-5538	51	793-5656	52	794-686	50
793-4696	48	793-5539	51	793-5657	52	794-687	50
793-4697	48	793-5540	51	793-5658	52	794-688	50
793-4699	53	793-5541	51	793-5659	52	794-695	48
793-4900	53	793-5542	51	793-5662	52	794-4601	50
793-4902	50	793-5543	48	793-5663	52	794-4602	50
793-4993	49	793-5544	48	793-5664	52	794-4603	50
793-4995	48	793-5545	48	793-5665	50	794-4604	50
793-4997	48	793-5546	48	793-5666	50	794-4605	50
793-4998	48	793-5547	48	793-5667	50	794-4615	55
793-5425	51	793-5548	48	793-5668	50	794-4616	55
793-5426	51	793-5549	48	793-5674	49	794-4617	55
793-5427	51	793-5550	48	793-5675	49	794-4618	55
793-5428	51	793-5552	49	793-5676	49	794-4619	55
793-5429	51	793-5553	52	793-5677	49	794-4657	54
793-5430	51	793-5554	52	793-5678	49	794-4672	48
793-5431	51	793-5555	52	793-5679	49	794-4674	48
793-5432	51	793-5556	52	793-5680	49	794-5557	54
793-5433	51	793-5557	52	793-5681	49	794-5558	54
793-5434	51	793-5558	52	793-5682	49	794-5601	50
793-5435	51	793-5559	52	793-5683	49	794-5602	50
793-5436	51	793-5560	52	793-5687	48	794-5603	50
793-5437	51	793-5561	52	793-5694	48	794-5604	50
793-5438	51	793-5564	52	793-5695	48	794-5605	50
793-5439	51	793-5565	50	793-5696	48	794-5615	55
793-5472	48	793-5566	50	793-5697	48	794-5616	55
793-5473	48	793-5569	50	793-5698	48	794-5617	55
793-5474	48	793-5570	50	793-5699	53	794-5618	55
793-5478	50	793-5571	50	793-5900	53	794-5619	55
793-5487	48	793-5572	50			794-5657	54
793-5494	48	793-5573	50			794-5658	54
793-5495	48	793-5574	49	794 Series		794-5672	48
793-5496	48	793-5575	49	794-506	49	794-5674	48
793-5497	48	793-5576	49	794-507	49		
793-5498	48	793-5577	49	794-508	49		
793-5500/793-035	49	793-5578	49	794-509	49	807 Series	
793-5501	72	793-5579	49	794-552	49	807-090/101-100	32
793-5501/000-002	72	793-5580	49	794-557	54		
793-5501/000-005	72	793-5581	49	794-558	54		
793-5501/000-006	72	793-5582	49	794-567	49	870 Series	
793-5501/000-007	72	793-5583	49	794-577	50	870-182	92
793-5501/000-012	72	793-5587	49	794-578	50	870-183	92
793-5501/000-017	72	793-5588	49	794-580	50	870-184	92
793-5501/000-023	72	793-5589	49	794-581	50		
793-5501/000-024	72	793-5599	53	794-582	50		
793-5502	50	793-5602	50	794-583	50	2000 Series	
793-5503	50	793-5603	50	794-584	50	2000-121	85
793-5504	50	793-5604	50	794-585	50		
793-5505	50	793-5605	50	794-601	50		
793-5506	50	793-5606	50	794-602	50	2002 Series	
793-5507	50	793-5607	50	794-603	50	2002-121	85
793-5508	50	793-5608	50	794-604	50	2002-131	85
793-5509	50	793-5609	50	794-605	50	2002-160	84
793-5510	50	793-5610	50	794-606	48	2002-161	84
793-5511	50	793-5611	50	794-608	48		
793-5512	50	793-5612	50	794-609	50	2009 Series	
793-5513	50	793-5613	50	794-615	55	2009-110	29
793-5514	50	793-5614	50	794-616	55	2009-110/020-002	29
793-5515	50	793-5615	50	794-617	55	2009-113	28
793-5516	50	793-5616	50	794-618	55	2009-113/000-002	28
793-5517	50	793-5617	50	794-619	55	2009-113/000-005	28
793-5518	51	793-5618	51	794-624	50	2009-113/000-006	28
793-5519	51	793-5619	51	794-625	50	2009-113/000-007	28
793-5520	51	793-5620	51	794-626	50	2009-113/000-012	28
793-5521	51	793-5621	51	794-627	50	2009-113/000-017	28
793-5522	51	793-5622	51	794-640	48	2009-113/000-023	28
793-5523	51	793-5623	51	794-641	48	2009-113/000-024	28
793-5524	51	793-5624	51	794-642	48	2009-114	28
793-5525	51	793-5625	51	794-643	48	2009-114/000-002	28
793-5526	51	793-5626	51	794-657	54	2009-114/000-005	28
793-5527	51	793-5627	51	794-658	54	2009-114/000-006	28
793-5528	51	793-5643	48	794-659	54	2009-114/000-007	28
793-5529	51	793-5644	48	794-672	48	2009-114/000-012	28

Item No.	Page	Item No.	Page	Item No.	Page	Item No.	Page

Success for Generations: Environmental Protection at WAGO



At WAGO, we see environmental protection not only as compliance with environmental protection requirements.

As a growing company, our commitment to the environment drives our efforts to deliver new ideas, new concepts and new technologies along the product lifecycle. Here our employees and business partners support us.

Corporate Environmental Protection

Business growth also leads to higher consumption of resources. We have realized that the economic success of a company also depends on the achievement of environmental goals.

As a manufacturing company, we therefore support developments that make a contribution to environmental protection. In doing so, we always pursue individual material flows along the value chain, because we see resources, product design, production and consumption as a whole.

With our environmental management system certified in accordance with DIN EN ISO 14001, we ensure that the required national and international requirements are complied with in all areas of the company and that the concept of environmental protection is practiced in all corporate processes. In addition, WAGO is pursuing further efforts in the field of environmental protection that go far beyond the requirements of ISO.

Some examples include the recycling of plastics, resource savings on product and packaging materials, the use of recycled paper throughout the company, the introduction of e-filling stations and the use of waste heat from production processes.

Product-Related Environmental Protection

Product-related environmental protection is an important part of sustainable environmental management at WAGO. Ensuring compliance with substance bans / restrictions worldwide, such as: As REACH, RoHS has a high priority.

RoHS – Restriction of the Use of Certain Hazardous Substances

It is an EC directive that regulates the use of certain hazardous substances in electrical and electronic equipment. In addition to reducing the harmful effects on humans and the environment, legislation aims to improve recycling possibilities. WAGO closely monitors the development regarding RoHS and reacts promptly to specifications accordingly. For more information about RoHS please contact us via ehs-product-compliance@wago.com.

RoHS 
Compliant

Success for Generations: Environmental Protection at WAGO

REACH – Registration, Evaluation and Authorisation of Chemicals

On 01.06.2007 the regulation (EC) no. 1907/2006 (REACH regulation) came into force and since then forms a valid legal basis for all EU member states. To protect human health and the environment, this EU Chemicals Regulation aims to classify and identify all chemicals, including their effects.

The REACH Regulation creates specific obligations for each actor in the supply chain. The products manufactured by WAGO are to be designated as products in the sense of the regulation. Since products are not subject to registration, WAGO usually assumes the role of the downstream user in the supply chain. WAGO therefore has an obligation to provide information along the supply chain in accordance with REACH Article 33. WAGO is naturally aware of this obligation.

BOMcheck.net

For more information about our reporting requirements according to REACH Article 33 please visit our website "REACH SVHC Declaration" via www.wago.com/svhc

BOMcheck

European legislation such as REACH or RoHS requires the provision of information on restricted ingredients in products. This information must be shared by manufacturers and suppliers in the supply chain. WAGO meets this challenge in product-related environmental protection successfully and efficiently with BOMcheck.

BOMcheck is a centralized database for the declaration of ingredients. It is a compliance tool specifically designed to enable manufacturers and suppliers to produce their substance declarations under REACH, RoHS, and other restrictions on ingredients in an efficient and structured manner. This Internet database system increases data quality in the area of product-related environmental protection.

Further information on BOMcheck can be found at the following link: <http://www.bomcheck.net>

WEEE – Waste of Electrical and Electronic Equipment

The WEEE Directive 2012/19/EU regulates the take-back and recycling of electrical and electronic equipment. Manufacturers and importers of electrical and electronic equipment are obliged to register as a 'WEEE producer' and to comply with the reporting and take-back obligations. As a matter of course, we have taken compliance with legal WEEE requirements very seriously all the time - in our own interest as well as in the well-understood interest of our customers.

Only some of our products fall within the scope of the WEEE Directive and the Member State's implementation laws. These products are WEEE-compliant marked by us, as far as such a marking is legally required (which is not required for the B2B area Europe-wide).

For more information about WEEE please contact us via ehs-product-compliance@wago.com.

Less is More: Our Packaging

Recycling is the basis for choosing our packaging materials. All packaging used by WAGO can be recycled in the economic cycle without further pretreatment. In addition to the aspect of recycling, emphasis is placed on resource conservation. For this reason, our cardboard boxes consist of 80% recycled paper and are marked with the Resy symbol. The Resy symbol guarantees compliance with the Packaging Ordinance for transport packaging. The labeling is partly done by perforation. This process enables the colorless printing of WAGO cardboard boxes. This avoids unnecessary environmental pollution.

WAGO GmbH & Co. KG
Postfach 2880 · D · 32385 Minden
Hansastraße 27 · D · 32423 Minden
info@wago.com
www.wago.com

Headquarters +49 571 887 - 0
Sales +49 571 887 - 44222
Order Service +49 571 887 - 44333

Current addresses at www.wago.com

WAGO is a registered trademark of WAGO Verwaltungsgesellschaft mbH.

“Copyright – WAGO GmbH & Co. KG – All rights reserved.

The content and structure of the WAGO websites, catalogs, videos and other WAGO media are subject to copyright. Distribution or modification to the contents of these pages and videos is prohibited. Furthermore, the content may neither be copied nor made available to third parties for commercial purposes. Also subject to copyright are the images and videos that were made available to WAGO GmbH & Co. KG by third parties.”