


Data sheet | Item number: 2009-113/000-002

WMB-Inline; for Smart Printer; 2300 pieces on roll; plain; snap-on type; yellow

www.wago.com/2009-113_000-002



Data

Technical Data

| | |
|----------------|--|
| Suitable | for WAGO Rail-Mount Terminal Blocks |
| Marking | plain |
| Marking | plain |
| Pre-assembly | 2,300 WMB markers (3.5 mm)/reel |
| Marking device | Smart Printer (Thermal Transfer Printer) |

Physical data

| | |
|--------------------|--------|
| Marker/Strip width | 3.5 mm |
| Marker width | 3.5 mm |

Material Data

| | |
|--------|---------|
| Color | yellow |
| Weight | 117.2 g |

Subject to changes. Please also observe the further product documentation!

WAGO Corporation
Germantown, WI 53022
Phone: 1-800-DIN-RAIL (346-7245) | Fax: (262) 255-6222
Email: info.us@wago.com | Web: www.wago.us

Do you have any questions about our products?
We are always happy to take your call at {0}.





Commercial data

| | |
|-----------------------|---------------|
| Packaging type | bag |
| Country of origin | DE |
| GTIN | 4055143375665 |
| Customs tariff number | 49119900000 |

Counterpart

Compatible products

Marking accessories

| | | |
|--|---|--|
|  | Item no.: 258-5000 Thermal transfer printer; Smart Printer; for complete control cabinet marking; 300 dpi | www.wago.com/258-5000 |
|  | Item no.: 258-5007 Roller; for Smart Printer; for WMB-Inline WAGO (2009-115, -114, -113); 1 grinding device | www.wago.com/258-5007 |

Downloads

Documentation

Operating Instructions

| | | | |
|---|-------------------|---------------|----------|
| 2009-115 Information on printing material | 1 Aug 28, 2020 | pdf 1.3 MB | Download |
|---|-------------------|---------------|----------|

Installation Notes

Application

Subject to changes. Please also observe the further product documentation!

WAGO Corporation
Germantown, WI 53022
Phone: 1-800-DIN-RAIL (346-7245) | Fax: (262) 255-6222
Email: info.us@wago.com | Web: www.wago.us

Do you have any questions about our products?
We are always happy to take your call at {0}.



Separating an individual marker from the WMB marker strip – for larger terminal blocks.



Snapping a marking strip into the marker slot.

Marking



Snapping a WMB marker strip into the marker slot of the double marker carrier.



Snapping a marking strip into the marker slot.

Product family

WMB Inline

[Show all products from the family](#)

Subject to changes. Please also observe the further product documentation!

WAGO Corporation
Germantown, WI 53022
Phone: 1-800-DIN-RAIL (346-7245) | Fax: (262) 255-6222
Email: info.us@wago.com | Web: www.wago.us

Do you have any questions about our products?
We are always happy to take your call at {0}.