


## Data sheet | Item number: 2009-113/000-023

WMB-Inline; for Smart Printer; 2300 pieces on roll; plain; snap-on type; green

[www.wago.com/2009-113\\_000-023](http://www.wago.com/2009-113_000-023)



 Picture differs from the item.

RoHS   
Compliant



Color: 

### Data

#### Technical Data

Suitable	for WAGO Rail-Mount Terminal Blocks
Marking	plain
Marking	plain
Pre-assembly	2,300 WMB markers (3.5 mm)/reel
Marking device	Smart Printer (Thermal Transfer Printer)

#### Physical data

Marker/Strip width	3.5 mm
Marker width	3.5 mm

#### Material Data

Color	green
Weight	117.2 g

Subject to changes. Please also observe the further product documentation!

WAGO Corporation  
Germantown, WI 53022  
Phone: 1-800-DIN-RAIL (346-7245) | Fax: (262) 255-6222  
Email: [info.us@wago.com](mailto:info.us@wago.com) | Web: [www.wago.us](http://www.wago.us)

Do you have any questions about our products?  
We are always happy to take your call at {0}.





## Commercial data

Packaging type	bag
Country of origin	DE
GTIN	4055143375733
Customs tariff number	49119900000

## Counterpart

## Compatible products

### Marking accessories

	<b>Item no.: 258-5000</b> Thermal transfer printer; Smart Printer; for complete control cabinet marking; 300 dpi	<a href="http://www.wago.com/258-5000">www.wago.com/258-5000</a>
	<b>Item no.: 258-5007</b> Roller; for Smart Printer; for WMB-Inline WAGO (2009-115, -114, -113); 1 grinding device	<a href="http://www.wago.com/258-5007">www.wago.com/258-5007</a>

## Downloads

### Documentation

#### Operating Instructions

2009-115 Information on printing material	1 Aug 28, 2020	pdf 1.3 MB	Download
---	-------------------	---------------	----------

## Installation Notes

### Application

Subject to changes. Please also observe the further product documentation!

WAGO Corporation  
Germantown, WI 53022  
Phone: 1-800-DIN-RAIL (346-7245) | Fax: (262) 255-6222  
Email: [info.us@wago.com](mailto:info.us@wago.com) | Web: [www.wago.us](http://www.wago.us)

Do you have any questions about our products?  
We are always happy to take your call at {0}.



Separating an individual marker from the WMB marker strip – for larger terminal blocks.



Snapping a marking strip into the marker slot.

## Marking



Snapping a WMB marker strip into the marker slot of the double marker carrier.



Snapping a marking strip into the marker slot.

## Product family

### WMB Inline

[Show all products from the family](#)

Subject to changes. Please also observe the further product documentation!

WAGO Corporation  
Germantown, WI 53022  
Phone: 1-800-DIN-RAIL (346-7245) | Fax: (262) 255-6222  
Email: [info.us@wago.com](mailto:info.us@wago.com) | Web: [www.wago.us](http://www.wago.us)

Do you have any questions about our products?  
We are always happy to take your call at {0}.