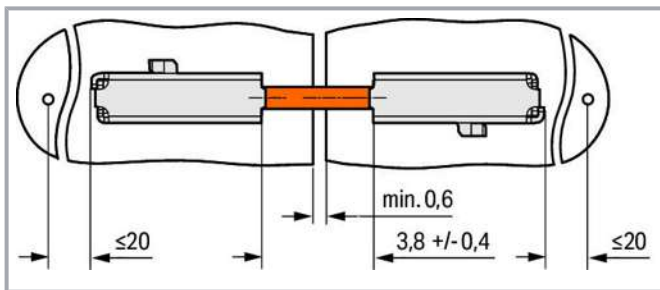
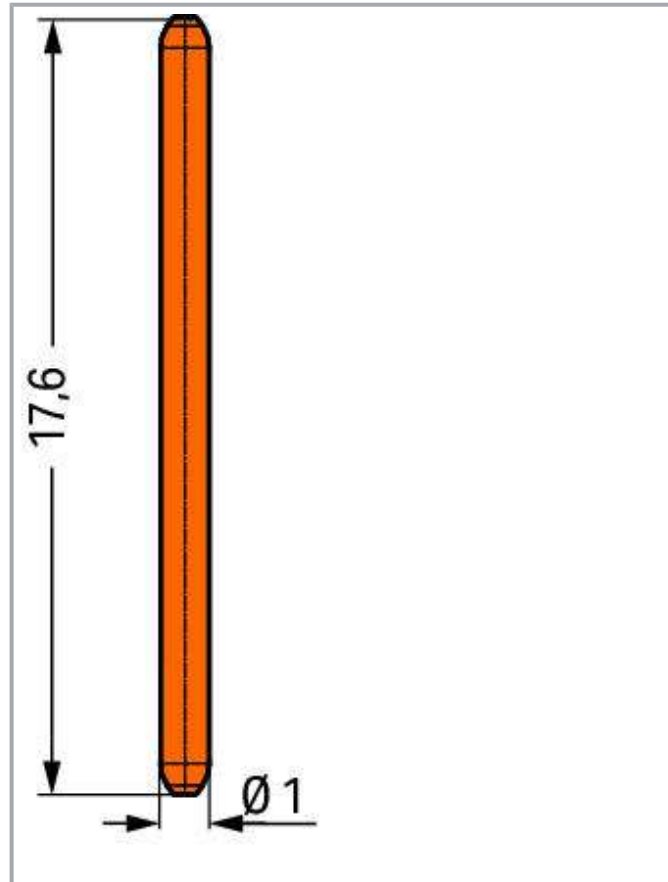



Data sheet | Item number: 2065-133

Board-to-Board Link; Pin spacing 6.5 mm; Length: 17.6 mm; silver-colored

www.wago.com/2065-133



Item description

- Board-to-board links simplify in-line assembly of LED modules
- Space saving connection of PCBs

Subject to changes. Please also observe the further product documentation!

WAGO Corporation
Germantown, WI 53022
Phone: 1-800-DIN-RAIL (346-7245) | Fax: (262) 255-6222
Email: info.us@wago.com | Web: www.wago.us

Do you have any questions about our products?
We are always happy to take your call at +49 (571) 887-44222.

**Note:**

The layout must meet the requirements of the insulation coordination standard EN/IEC 60664-1 and applicable end product standards.

Safety information 1:

NOTE: Terminal block without insulation housing! Protection against accidental contact must be provided at voltages higher than low voltages (e. g., SELV/PELV) for the relevant application.

Data**Electrical data****IEC Approvals**

Ratings per	IEC/EN 60664-1
Rated voltage (III / 3)	250 V
Rated surge voltage (III/3)	4 kV
Rated voltage (III/2)	320 V
Rated surge voltage (III/2)	4 kV
Nominal voltage (II/2)	630 V
Rated surge voltage (II/2)	4 kV
Rated current	9 A
Legend (ratings)	(III / 2) \triangleq Overvoltage category III / Pollution degree 2

Physical data

Depth	17.6 mm / 0.693 inch
Length	17.6 mm
Diameter	1 mm

Mechanical data

Mating cycles (max.)	10
Number of mating cycles	max. 10 connections/disconnections
Suitable	for SMD PCB terminal blocks (2065 Series)

Material data

Color	silver-colored
Contact material	Copper alloy
Contact plating	silver-plated

Subject to changes. Please also observe the further product documentation!



Weight	0.1 g
--------	-------

Environmental requirements

Limit temperature range	-60 ... +120 °C
-------------------------	-----------------

Commercial data

PU (SPU)	1500 Stück
Packaging type	box
Country of origin	DE
GTIN	4055143862738
Customs tariff number	8536908585

Downloads

Documentation

Additional Information

Technical explanations	2019 Apr 3	pdf 2.0 MB	Download
------------------------	------------	---------------	----------

CAD files

CAD data

2D/3D Models 2065-133	URL	Download
-----------------------	-----	----------

CAE data

ZUKEN Portal 2065-133	URL	Download
-----------------------	-----	----------

Environmental Product Compliance

Compliance Search

Environmental Product Compliance 2065-133	URL	Download
Board-to-Board Link; Pin spacing 6.5 mm; Length: 17.6 mm; silver-colored		


Installation Notes

Installation

Subject to changes. Please also observe the further product documentation!


WAGO Corporation
Germantown, WI 53022
Phone: 1-800-DIN-RAIL (346-7245) | Fax: (262) 255-6222
Email: info.us@wago.com | Web: www.wago.us

Do you have any questions about our products?
We are always happy to take your call at +49 (571) 887-44222.



Insert the board-to-board links into the terminal blocks.

Installation



Assembly: Place PCBs on a flat surface and insert links into terminal blocks on adjoining PCBs. Disassembly: Open the terminal blocks with an operating tool. (max. 5 connections/disconnections)

Installation



The PCBs must be secured.

Subject to changes. Please also observe the further product documentation!