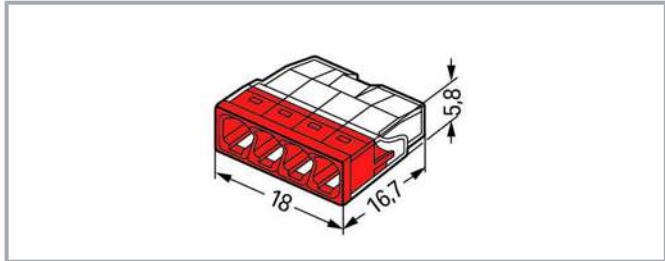



Data sheet | Item number: 2273-244 NEW

COMPACT splicing connector; for solid conductors; Alu-Plus contact paste; max. 2.5 mm²; 4-conductor; transparent housing; red cover; Surrounding air temperature: max 60°C (T60); 2,50 mm²


www.wago.com/2273-244



Subject to changes. Please also observe the further product documentation!

WAGO Corporation
Germantown, WI 53022
Phone: 1-800-DIN-RAIL (346-7245) | Fax: (262) 255-6222
Email: info.us@wago.com | Web: www.wago.us

Do you have any questions about our products?
We are always happy to take your call at +49 (571) 887-44222.



Item description

Advantages:

- Convenient wiring via extremely compact design
- Push-in termination of up to eight solid conductors
- Cross section range: 0.5 ... 2.5 mm² (18 ... 14 AWG)
- Any combination of conductor sizes is possible
- PUSH WIRE[®] connection terminates solid ("s") copper conductors

Subject to changes. Please also observe the further product documentation!

WAGO Corporation
Germantown, WI 53022
Phone: 1-800-DIN-RAIL (346-7245) | Fax: (262) 255-6222
Email: info.us@wago.com | Web: www.wago.us

Do you have any questions about our products?
We are always happy to take your call at +49 (571) 887-44222.



Data Notes

Safety information 1	in grounded power lines
----------------------	-------------------------

Electrical data

IEC Approvals

Ratings per	IEC/EN 60998
Nominal voltage (II/2)	450 V
Rated surge voltage (II/2)	4 kV
Rated current	24 A
Legend (ratings)	(II / 2) \triangleq Overvoltage category II / Pollution degree 2

Connection data

Total number of connection points	4
Total number of potentials	1

Connection 1

Connection technology	PUSH WIRE®
Actuation type	Push-in
Connectable conductor materials	Copper Aluminum
Note on connectable conductor materials	WAGO spring clamp terminal blocks are suitable for solid aluminum conductors up to 4 mm ² /12 AWG if WAGO "Alu-Plus" Contact Paste is used for termination.

"Alu-Plus" Contact Paste Advantages:

- Automatically destroys the oxide film during clamping.
- Prevents fresh oxidation at the clamping point.
- Prevents electrolytic corrosion between aluminum and copper conductors (in the same terminal block).
- Provides long-term protection against corrosion.

Subject to changes. Please also observe the further product documentation!

WAGO Corporation
 Germantown, WI 53022
 Phone: 1-800-DIN-RAIL (346-7245) | Fax: (262) 255-6222
 Email: info.us@wago.com | Web: www.wago.us

Do you have any questions about our products?
 We are always happy to take your call at +49 (571) 887-44222.



For spring clamp connections with PUSH WIRE® connection technology, **WAGO recommends that the aluminum conductor first be cleaned** and then immediately inserted into the clamping unit filled with "Alu-Plus" contact paste.

It is also possible to apply WAGO "Alu-Plus" **additionally** on the whole surface of the aluminum conductor before termination.

Please note that the nominal currents must be adapted to the reduced conductivity of the aluminum conductors::

2.5 mm² = 16 A

4 mm² = 22 A

Solid conductor	0.5 ... 2.5 mm² / 20 ... 16 AWG
Strip length	11 mm / 0.43 inch
Wiring direction	Side-entry wiring

Physical data

Width	18 mm / 0.709 inch
Height	5.8 mm / 0.228 inch
Depth	16.7 mm / 0.657 inch

Material data

Color	transparent
Cover color	red
Flammability class per UL94	V2
Fire load	0.034 MJ
Weight	1.3 g

Environmental requirements

Surrounding air temperature (operation)	60 °C
Continuous operating temperature	105 °C
Temperature marking per EN 60998	T60

Commercial data

Product Group	7 (Push Wire Conn.)
PU (SPU)	1000 (100) Pieces
Country of origin	DE

Subject to changes. Please also observe the further product documentation!


WAGO Corporation
 Germantown, WI 53022
 Phone: 1-800-DIN-RAIL (346-7245) | Fax: (262) 255-6222
 Email: info.us@wago.com | Web: www.wago.us

Do you have any questions about our products?
 We are always happy to take your call at +49 (571) 887-44222.


GTIN	4050821032007
Customs tariff number	85369010000

Approvals / Certificates

Country specific Approvals


Logo	Approval	Additional Approval Text	Certificate name
	VDE VDE Prüf- und Zertifizierungsinstitut	EN 60998	40029794

Ship Approvals

Logo	Approval	Additional Approval Text	Certificate name
	ABS American Bureau of Shipping	-	15- HG1419918- PDA
	DNV GL Det Norske Veritas, Germanischer Lloyd	EN 60998	TAE000015T

Optional accessories

Mounting adapter

Mounting accessories		
	Item no.: 2273-500 Mounting carrier; for single- and double-row con.; 2273 Series; for DIN-35 rail mounting/screw mounting; orange	www.wago.com/2273-500

Downloads

Documentation

Additional Information

Technical explanations	pdf 2.2 MB	Download
	pdf 125.0 kB	Download


Installation Notes

Conductor termination

Subject to changes. Please also observe the further product documentation!

WAGO Corporation
Germantown, WI 53022
Phone: 1-800-DIN-RAIL (346-7245) | Fax: (262) 255-6222
Email: info.us@wago.com | Web: www.wago.us

Do you have any questions about our products?
We are always happy to take your call at +49 (571) 887-44222.




Strip solid conductor to 11 mm/0.43 inch (see marking).



The transparent housing shows if conductors are fully inserted; within the colored base, a clear port shows if the conductor's strip length is correct.

Conductors are correctly stripped if the clear port shows no bare conductor on the unprinted connector side. Picture shows center conductor with exceeded strip length.



Termination: Insert the stripped solid conductor until it hits the backstop.



Removal: Hold conductor to be removed and twist alternately left and right while pulling the connector.

Testing

Subject to changes. Please also observe the further product documentation!

WAGO Corporation
Germantown, WI 53022
Phone: 1-800-DIN-RAIL (346-7245) | Fax: (262) 255-6222
Email: info.us@wago.com | Web: www.wago.us

Do you have any questions about our products?
We are always happy to take your call at +49 (571) 887-44222.



Testing via test port opposite to conductor entry.

Subject to changes. Please also observe the further product documentation!

WAGO Corporation
Germantown, WI 53022
Phone: 1-800-DIN-RAIL (346-7245) | Fax: (262) 255-6222
Email: info.us@wago.com | Web: www.wago.us

Do you have any questions about our products?
We are always happy to take your call at +49 (571) 887-44222.