**Data sheet | Item number: 254-374**

2-conductor PCB terminal block; 0.75 mm²; Pin spacing 10/10.16 mm; 24-pole; PUSH WIRE®; 0,75 mm²; gray

www.wago.com/254-374



RoHS ✓ Compliant

BOMcheck.net

Color:

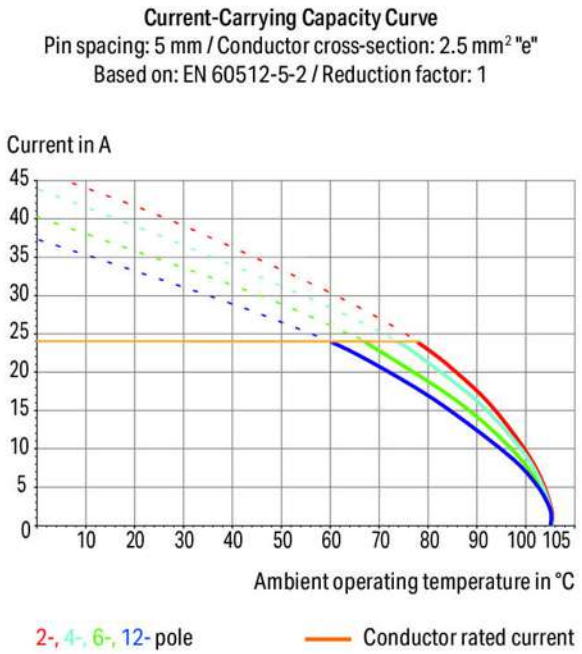


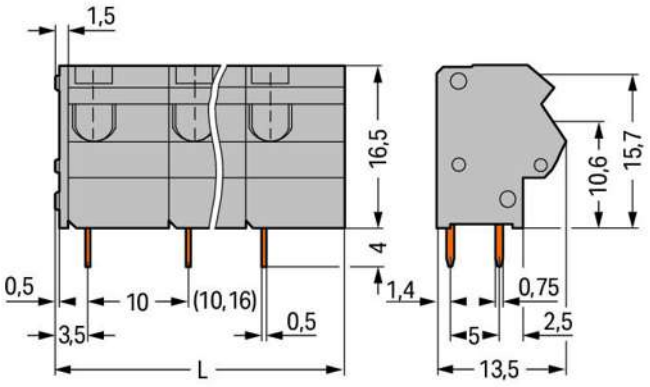


L = (pole no. x pin spacing) + 1.5 mm

## Item description

Subject to changes. Please also observe the further product documentation!


WAGO Kontakttechnik GmbH & Co. KG
Hansastr. 27
32423 Minden
Phone: +49571 887-0 | Fax: +49571 887-169
Email: info.de@wago.com | Web: www.wago.com


Do you have any questions about our products?
We are always happy to take your call at +49 (571) 887-44222.

- Terminal strips with screwdriver-actuated PUSH WIRE® termination
- Push-in termination of solid and ferruled, fine-stranded conductors
- Test socket for 2mm Ø test plug
- Saves space on the PCB, just 8.9mm deep

## Data
## Electrical data

### Ratings per IEC/EN 60664-1

| | |
|---|---|
| Ratings per | IEC/EN 60664-1 |
| Rated voltage (III / 3) | 630 V |
| Rated impulse voltage (III / 3) | 8 kV |
| Rated voltage (III / 2) | 1000 V |
| Rated impulse voltage (III / 2) | 8 kV |
| Rated voltage (II / 2) | 1000 V |
| Rated impulse voltage (II / 2) | 8 kV |
| Rated current | 10 A |
| Legend (ratings) | (III / 2) ≙ Overvoltage category III / Pollution degree 2 |

### Approvals per UL 1059

| | |
|---|---|
| Rated voltage UL (Use Group B) | 300 V |
| Rated current UL (Use Group B) | 10 A |
| Rated voltage UL (Use Group D) | 300 V |
| Rated current UL (Use Group D) | 10 A |
| Approvals per | UL 1059 |

### Approvals per CSA

| | |
|---|---|
| Rated voltage CSA (Use Group B) | 300 V |
| Rated current CSA (Use Group B) | 10 A |
| Rated voltage CSA (Use Group D) | 300 V |
| Rated current CSA (Use Group D) | 10 A |

### Connection data

| | |
|---|---|
| Connection technology | PUSH WIRE® |

Subject to changes. Please also observe the further product documentation!

WAGO Kontakttechnik GmbH & Co. KG
Hansastr. 27
32423 Minden
Phone: +49571 887-0 | Fax: +49571 887-169
Email: info.de@wago.com | Web: www.wago.com

Do you have any questions about our products?
We are always happy to take your call at +49 (571) 887-44222.

| | |
|---|---|
| Actuation type | Operating tool |
| Solid conductor | 0.25 … 0.75 mm² / 22 … 18 AWG |
| Strip length | 10 … 12 mm / 0.39 … 0.47 inch |
| Conductor entry angle to the PCB | 45 ° |
| No. of poles | 24 |
| Total number of connection points | 48 |
| Total number of potentials | 24 |
| Number of connection types | 1 |
| Number of levels | 1 |

## Geometrical Data

| | |
|---|---|
| Pin spacing | 10/10.16 mm / 0.394/0.4 inch |
| Width | 241.5 mm / 9.508 inch |
| Height | 20.5 mm / 0.807 inch |
| Height from the surface | 16.5 mm / 0.65 inch |
| Depth | 13.5 mm / 0.531 inch |
| Solder pin length | 4 mm |
| Solder pin dimensions | 0.5 x 0.75 mm |
| Drilled hole diameter (tolerance) | 1.1 $^{(+0.1)}$ mm |

## PCB contact

| | |
|---|---|
| PCB contact | THT |
| Solder pin arrangement | over the entire terminal strip, in line |
| Number of solder pins per potential | 2 |

## Material Data

| | |
|---|---|
| Color | gray |
| Material group | I |
| Insulating material | Polyamide 66 (PA 66) |
| Flammability class per UL94 | V0 |
| Clamping spring material | Chrome nickel spring steel (CrNi) |
| Contact material | Electrolytic copper ($E_{Cu}$) |
| Contact plating | tin-plated |
| Fire load | 0.798 MJ |
| Weight | 39.2 g |

Subject to changes. Please also observe the further product documentation!

WAGO Kontakttechnik GmbH & Co. KG
Hansastr. 27
32423 Minden
Phone: +49571 887-0 | Fax: +49571 887-169
Email: info.de@wago.com | Web: www.wago.com

Do you have any questions about our products?
We are always happy to take your call at +49 (571) 887-44222.

## Environmental Requirements

| | |
|---|---|
| Limit temperature range | -60 … +105 °C |

## Commercial data

| | |
|---|---|
| Product Group | 4 (Printed Circuit) |
| Packaging type | BOX |
| Country of origin | PL |
| GTIN | 4044918941990 |
| Customs Tariff No. | 85369010000 |

## Approvals / Certificates

### Country specific Approvals

| Logo | Approval | Additional Approval Text | Certificate name |
|---|---|---|---|
| | **CCA**<br>DEKRA Certification B.V. | EN 60947 | NTR NL 7375 |
| | **CSA**<br>DEKRA Certification B.V. | C22.2 | LR 18677-38 |

### Ship Approvals

| Logo | Approval | Additional Approval Text | Certificate name |
|---|---|---|---|
| | **ABS**<br>American Bureau of Shipping | - | 14-HG1241537-PDA |
| | **DNV GL**<br>Det Norske Veritas, Germanischer Lloyd | - | TAE000016Z |

### UL-Approvals

| Logo | Approval | Additional Approval Text | Certificate name |
|---|---|---|---|
| | **UR**<br>Underwriters Laboratories Inc. | UL 1059 | E45172 sec. 6 |

Subject to changes. Please also observe the further product documentation!

WAGO Kontakttechnik GmbH & Co. KG
Hansastr. 27
32423 Minden
Phone: +49571 887-0 | Fax: +49571 887-169
Email: info.de@wago.com | Web: www.wago.com

Do you have any questions about our products?
We are always happy to take your call at +49 (571) 887-44222.

## Counterpart

## Compatible products

| | | |
|---|---|---|
| **check** | | |
| | **Item no.: 210-136**<br>Test plug; 2 mm Ø; with 500 mm cable; red | www.wago.com/210-136 |
| **ferrule** | | |
| | **Item no.: 216-101**<br>Ferrule; Sleeve for 0.5 mm² / AWG 22; uninsulated; electro-tin plated | www.wago.com/216-101 |
| | **Item no.: 216-102**<br>Ferrule; Sleeve for 0.75 mm² / AWG 20; uninsulated; electro-tin plated | www.wago.com/216-102 |
| | **Item no.: 216-103**<br>Ferrule; Sleeve for 1 mm² / AWG 18; uninsulated; electro-tin plated | www.wago.com/216-103 |
| | **Item no.: 216-104**<br>Ferrule; Sleeve for 1.5 mm² / AWG 16; uninsulated; electro-tin plated | www.wago.com/216-104 |
| | **Item no.: 216-121**<br>Ferrule; Sleeve for 0.5 mm² / AWG 22; uninsulated; electro-tin plated | www.wago.com/216-121 |
| | **Item no.: 216-122**<br>Ferrule; Sleeve for 0.75 mm² / AWG 20; uninsulated; electro-tin plated | www.wago.com/216-122 |
| | **Item no.: 216-123**<br>Ferrule; Sleeve for 1 mm² / AWG 18; uninsulated; electro-tin plated | www.wago.com/216-123 |
| | **Item no.: 216-124**<br>Ferrule; Sleeve for 1.5 mm² / AWG 16; uninsulated; electro-tin plated | www.wago.com/216-124 |
|  | **Item no.: 216-141**<br>Ferrule; Sleeve for 0.5 mm² / 20 AWG; uninsulated; electro-tin plated; electrolytic copper; gastight crimped; acc. to DIN 46228, Part 1/08.92 | www.wago.com/216-141 |
|  | **Item no.: 216-142**<br>Ferrule; Sleeve for 0.75 mm² / 18 AWG; uninsulated; electro-tin plated; electrolytic copper; gastight crimped; acc. to DIN 46228, Part 1/08.92 | www.wago.com/216-142 |
|  | **Item no.: 216-143**<br>Ferrule; Sleeve for 1 mm² / AWG 18; uninsulated; electro-tin plated; electrolytic copper; gastight crimped; acc. to DIN 46228, Part 1/08.92 | www.wago.com/216-143 |

Subject to changes. Please also observe the further product documentation!

WAGO Kontakttechnik GmbH & Co. KG
Hansastr. 27
32423 Minden
Phone: +49571 887-0 | Fax: +49571 887-169
Email: info.de@wago.com | Web: www.wago.com

Do you have any questions about our products?
We are always happy to take your call at +49 (571) 887-44222.

| | | |
|---|---|---|
|  | **Item no.: 216-144**<br>Ferrule; Sleeve for 1.5 mm² / AWG 16; uninsulated; electro-tin plated; electrolytic copper; gastight crimped; acc. to DIN 46228, Part 1/08.92 | www.wago.com/216-144 |
| | **Item no.: 216-201**<br>Ferrule; Sleeve for 0.5 mm² / 20 AWG; insulated; electro-tin plated; white | www.wago.com/216-201 |
| | **Item no.: 216-202**<br>Ferrule; Sleeve for 0.75 mm² / 18 AWG; insulated; electro-tin plated; gray | www.wago.com/216-202 |
| | **Item no.: 216-203**<br>Ferrule; Sleeve for 1 mm² / AWG 18; insulated; electro-tin plated; red | www.wago.com/216-203 |
| | **Item no.: 216-204**<br>Ferrule; Sleeve for 1.5 mm² / AWG 16; insulated; electro-tin plated; black | www.wago.com/216-204 |
| | **Item no.: 216-221**<br>Ferrule; Sleeve for 0.5 mm² / 20 AWG; insulated; electro-tin plated; white | www.wago.com/216-221 |
| | **Item no.: 216-222**<br>Ferrule; Sleeve for 0.75 mm² / 18 AWG; insulated; electro-tin plated; gray | www.wago.com/216-222 |
| | **Item no.: 216-223**<br>Ferrule; Sleeve for 1 mm² / AWG 18; insulated; electro-tin plated; red | www.wago.com/216-223 |
| | **Item no.: 216-224**<br>Ferrule; Sleeve for 1.5 mm² / AWG 16; insulated; electro-tin plated; black | www.wago.com/216-224 |
| | **Item no.: 216-241**<br>Ferrule; Sleeve for 0.5 mm² / 20 AWG; insulated; electro-tin plated; electrolytic copper; gastight crimped; acc. to DIN 46228, Part 4/09.90; white | www.wago.com/216-241 |
| | **Item no.: 216-242**<br>Ferrule; Sleeve for 0.75 mm² / 18 AWG; insulated; electro-tin plated; electrolytic copper; gastight crimped; acc. to DIN 46228, Part 4/09.90; gray | www.wago.com/216-242 |
| | **Item no.: 216-243**<br>Ferrule; Sleeve for 1 mm² / AWG 18; insulated; electro-tin plated; electrolytic copper; gastight crimped; acc. to DIN 46228, Part 4/09.90; red | www.wago.com/216-243 |
| | **Item no.: 216-244**<br>Ferrule; Sleeve for 1.5 mm² / AWG 16; insulated; electro-tin plated; electrolytic copper; gastight crimped; acc. to DIN 46228, Part 4/09.90; black | www.wago.com/216-244 |
| | **Item no.: 216-262**<br>Ferrule; Sleeve for 0.75 mm² / 18 AWG; insulated; electro-tin plated; electrolytic copper; gastight crimped; acc. to DIN 46228, Part 4/09.90; gray | www.wago.com/216-262 |
| | **Item no.: 216-263**<br>Ferrule; Sleeve for 1 mm² / AWG 18; insulated; electro-tin plated; electrolytic copper; gastight crimped; acc. to DIN 46228, Part 4/09.90; red | www.wago.com/216-263 |
| | **Item no.: 216-264**<br>Ferrule; Sleeve for 1.5 mm² / AWG 16; insulated; electro-tin plated; electrolytic copper; gastight crimped; acc. to DIN 46228, Part 4/09.90; black | www.wago.com/216-264 |
| | **Item no.: 216-284**<br>Ferrule; Sleeve for 1.5 mm² / AWG 16; insulated; electro-tin plated; electrolytic copper; gastight crimped; acc. to DIN 46228, Part 4/09.90; black | www.wago.com/216-284 |

Subject to changes. Please also observe the further product documentation!

WAGO Kontakttechnik GmbH & Co. KG
Hansastr. 27
32423 Minden
Phone: +49571 887-0 | Fax: +49571 887-169
Email: info.de@wago.com | Web: www.wago.com

Do you have any questions about our products?
We are always happy to take your call at +49 (571) 887-44222.

## Downloads

### Documentation

**Additional Information**

| | | | |
|---|---|---|---|
| Technical explanations | Apr 3, 2019 | pdf<br>3.6 MB | Download |

## CAD/CAE-Data

**CAE data**

| | | |
|---|---|---|
| EPLAN Data Portal 254-374 | URL | Download |

**PCB Design**

| | | |
|---|---|---|
| Symbol and Footprint 254-374 | URL | Download |

CAx data for your PCB design, consisting of "schematic symbols and PCB footprints", allow easy integration of the WAGO component into your development environment.

**Supported formats:**

- Accel EDA 14 & 15
- Altium 6 to current version
- Cadence Allegro
- DesignSpark
- Eagle Libraries
- KiCad
- Mentor Graphics BoardStation
- Mentor Graphics Design Architect
- Mentor Graphics Design Expedition 99 and 2000
- OrCAD 9.X PCB and Capture
- PADS PowerPCB 3, 3.5, 4.X, and 5.X
- PADS PowerPCB and PowerLogic 3.0
- PCAD 2000, 2001, 2002, 2004, and 2006
- Pulsonix 8.5 or newer
- STL
- 3D STEP
- TARGET 3001!
- View Logic ViewDraw
- Quadcept

Subject to changes. Please also observe the further product documentation!

WAGO Kontakttechnik GmbH & Co. KG
Hansastr. 27
32423 Minden
Phone: +49571 887-0 | Fax: +49571 887-169
Email: info.de@wago.com | Web: www.wago.com

Do you have any questions about our products?
We are always happy to take your call at +49 (571) 887-44222.

- Zuken CadStar 3 and 4
- Zuken CR-5000 and CR-8000

PCB Component Libraries (EDA), PCB CAD Library Ultra Librarian

## Installation Notes

### Inserting a conductor



Inserting a solid conductors via push-in termination.



Inserting a tip-bonded conductor via screwdriver.



Removing a conductor.



Inserting/removing a ferruled conductor.

### Marking



WAGO Kontakttechnik GmbH & Co. KG
Hansastr. 27
32423 Minden
Phone: +49571 887-0 | Fax: +49571 887-169
Email: info.de@wago.com | Web: www.wago.com

Do you have any questions about our products?
We are always happy to take your call at +49 (571) 887-44222.



Labeling via self-adhesive marking strips.



Labeling via factory direct marking.

### Testing



Testing with 2 mm Ø test plug.

### Assembly

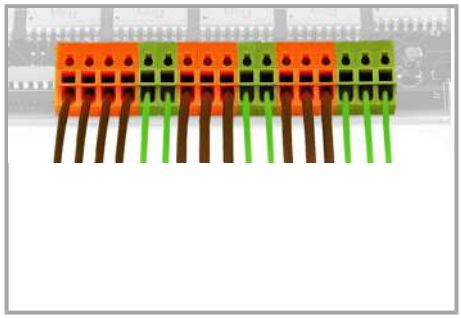

Mixed terminal strips can be assembled using different housing colors for the formation of groups.



Mixed terminal strips can be assembled using different pin spacing and housing colors for the formation of groups.



Application example: field-wiring terminal strip

Subject to changes. Please also observe the further product documentation!

WAGO Kontakttechnik GmbH & Co. KG
Hansastr. 27
32423 Minden
Phone: +49571 887-0 | Fax: +49571 887-169
Email: info.de@wago.com | Web: www.wago.com

Do you have any questions about our products?
We are always happy to take your call at +49 (571) 887-44222.