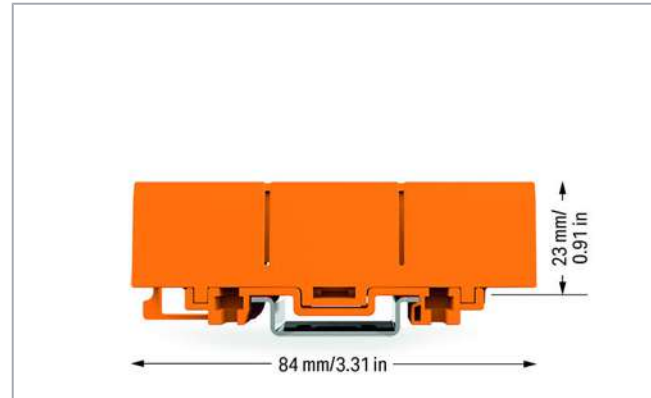



Data sheet | Item number: 2773-500

Mounting carrier; for single- and double-row con.; 2773 Series; for DIN-35 rail mounting/screw mounting; orange

www.wago.com/2773-500



RoHS
Compliant

BOMcheck.net

Color: ■

Item description

Note:

One single carrier can hold up to 30 clamping units in a very narrow space. Previously, this was only possible using rail-mount terminal blocks.

Advantages:

- Mount carrier onto DIN-35 rail or via screws – easily and quickly
- Accommodate three 4 mm² (12 AWG) 2773 Series Connectors in a single carrier
- Easily exchange connectors
- Large marking area for self-adhesive marking strips or for direct marking with permanent felt-tip pen

Data

Physical data

Width	18 mm / 0.709 inch
Height from upper-edge of DIN-rail	23 mm / 0.906 inch
Depth	84 mm / 3.307 inch

Subject to changes. Please also observe the further product documentation!

WAGO Corporation
Germantown, WI 53022
Phone: 1-800-DIN-RAIL (346-7245) | Fax: (262) 255-6222
Email: info.us@wago.com | Web: www.wago.us

Do you have any questions about our products?
We are always happy to take your call at {0}.



Mechanical data

Mounting type	DIN-35 rail Screw mount
Suitable	für ein- und zweirangige Klemmen der Serie 2773

Material Data

Color	orange
Weight	12.6 g

Commercial data

Packaging type	BOX
Country of origin	CN
Customs tariff number	39269097900

Counterpart

Compatible products

Marking accessories

**Item no.: 210-834**

Marking strips; on reel; 5 mm wide; plain; Self-adhesive; white

www.wago.com/210-834

Downloads

Documentation

Additional Information




Technical explanations	Apr 3, 2019	pdf 2.2 MB	Download
------------------------	-------------	---------------	----------

Installation Notes


Subject to changes. Please also observe the further product documentation!

WAGO Corporation
Germantown, WI 53022
Phone: 1-800-DIN-RAIL (346-7245) | Fax: (262) 255-6222
Email: info.us@wago.com | Web: www.wago.us

Do you have any questions about our products?
We are always happy to take your call at {0}.



To adjust the mounting carrier, unlock the latch via operating tool (5.5 mm blade) and move the clamping slide to the required width by rotating the tool.



The mounting carrier is suitable for both connector widths.

Subject to changes. Please also observe the further product documentation!

WAGO Corporation
Germantown, WI 53022
Phone: 1-800-DIN-RAIL (346-7245) | Fax: (262) 255-6222
Email: info.us@wago.com | Web: www.wago.us

Do you have any questions about our products?
We are always happy to take your call at {0}.