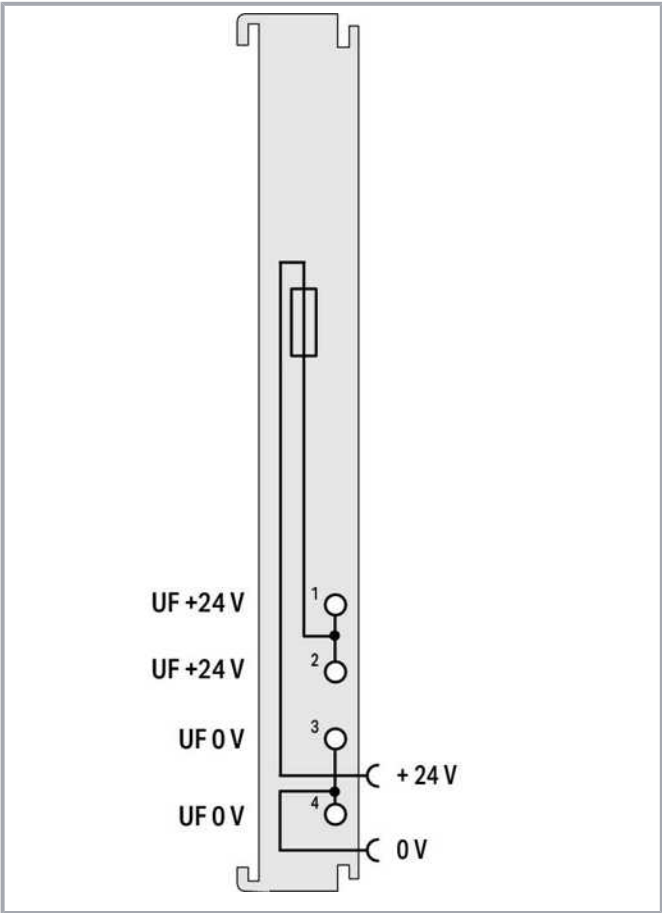
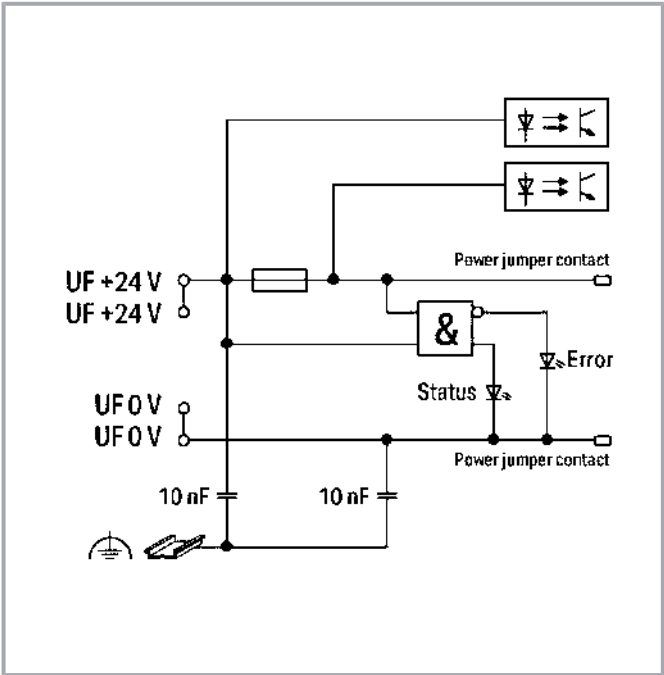


Subject to changes. Please also observe the further product documentation!



Item description

This supply module provides the I/O modules with the 24 VDC field supply voltage. The maximum current provided by the supply module is 6.3 A. When configuring the system, it must be ensured that this total current is not exceeded. Should higher currents be necessary, an additional supply module must be added to the assembly. This module is fuse-protected (5 x 20 mm). The fuse can be changed quickly and easily from the retractable fuse holder. A blown fuse and the field power supply status are indicated by a LED. The supply module transmits status information for the voltage states before and after the fuse to the head-end station.

Data

Technical data

Fuse	5 x 20; T 6.3 A (not included); PV (max.) = 1.6 W; Observe the fuse derating!
Data width	2 bits; Bit 0: Power supply status (field) in front of the fuse; Bit 1: Power supply status (field) behind the fuse (at the power jumper

Subject to changes. Please also observe the further product documentation!

WAGO Corporation  
Germantown, WI 53022  
Phone: 1-800-DIN-RAIL (346-7245) | Fax: (262) 255-6222  
Email: info.us@wago.com | Web: www.wago.us

Do you have any questions about our products?  
We are always happy to take your call at +49 (571) 887-44222.



	contacts)
Supply voltage (field)	24 VSELV DC (-25 ... +30 %); UF
Current consumption, field supply (module with no external load)	6 mA
Power loss $P_i$	1.0 W
Isolation, Field/System	min. 1000 VDC (1 min); per EN/UL 61010-2-201
Number of outgoing power jumper contacts	2
Current carrying capacity (power jumper contacts)	12 A
Marking	CI I, Div. 2, Group A, B, C, D, T4

## Connection data

Connection technology: field supply	4 x Push-in CAGE CLAMP®
Connection type 1	Field supply
Solid conductor	0.25 ... 2.5 mm <sup>2</sup> / 22 ... 14 AWG
Fine-stranded conductor	0.25 ... 2.5 mm <sup>2</sup> / 22 ... 14 AWG
Strip length	8 ... 9 mm / 0.31 ... 0.35 inch
Note (conductor cross-section)	Insulated ferrule: 1.5 mm <sup>2</sup> (max.)

## Physical data

Width	12 mm / 0.472 inch
Height	105 mm / 4.134 inch
Depth	75 mm / 2.953 inch

## Mechanical data

Mounting type	DIN-35 rail
---------------	-------------

## Material data

Fire load	0.097 MJ
Weight	63 g
Conformity marking	CE

## Environmental requirements

Ambient temperature (operation)	-25 ... +60 °C (Horizontal, typical control cabinet installation; -25 ... +50 °C, other mounting positions)
Surrounding air temperature (storage)	-40 ... +85 °C
Temperature range of connection cable per EN 61010-2-201	$\geq (T_{\text{ambient}} + 25 \text{ K})$

Subject to changes. Please also observe the further product documentation!

WAGO Corporation  
 Germantown, WI 53022  
 Phone: 1-800-DIN-RAIL (346-7245) | Fax: (262) 255-6222  
 Email: [info.us@wago.com](mailto:info.us@wago.com) | Web: [www.wago.us](http://www.wago.us)

Do you have any questions about our products?  
 We are always happy to take your call at +49 (571) 887-44222.




Temperature range of connection cable per UL 61010-2-201 (min.)	85 °C
Protection type	IP20
Pollution degree (5)	2
Operating altitude	without temperature derating: 0 ... 2000 m; with temperature derating: 2000 ... 3000 m (0.5 K/100 m)
Mounting position	horizontal, typical for control cabinets (nominal mounting position); horizontal (floor mounting position); standing (vertical at bottom)
EMC immunity to interference	per EN 61000-6-1, -2
EMC emission of interference	per EN 61000-6-3, -4

## Commercial data

PU (SPU)	1 Stück
Country of origin VKOrg Germany	DE
GTIN	4055143975742
Customs tariff number VKOrg Germany	8538901000

## Approvals / Certificates


### Ex-Approvals

Logo	Approval	Additional Approval Text	Certificate name
	UL Underwriters Laboratories Inc. (HAZARDOUS LOCATIONS)	UL 121201	E198726

### Ship Approvals

Logo	Approval	Additional Approval Text	Certificate name
	DNV DNV Germany GmbH	DNV-CG-0339,Aug.2021	TAA000031M

### UL-Approvals

Logo	Approval	Additional Approval Text	Certificate name
	UL Underwriters Laboratories Inc. (ORDINARY LOCATIONS)	UL 61010-2-201	E175199

## Installation Notes

Subject to changes. Please also observe the further product documentation!

WAGO Corporation  
Germantown, WI 53022  
Phone: 1-800-DIN-RAIL (346-7245) | Fax: (262) 255-6222  
Email: [info.us@wago.com](mailto:info.us@wago.com) | Web: [www.wago.us](http://www.wago.us)

Do you have any questions about our products?  
We are always happy to take your call at +49 (571) 887-44222.



## Product family

WAGO I/O System Advanced

[Show all products from the family](#)

Subject to changes. Please also observe the further product documentation!

---

WAGO Corporation  
Germantown, WI 53022  
Phone: 1-800-DIN-RAIL (346-7245) | Fax: (262) 255-6222  
Email: [info.us@wago.com](mailto:info.us@wago.com) | Web: [www.wago.us](http://www.wago.us)

Do you have any questions about our products?  
We are always happy to take your call at +49 (571) 887-44222.