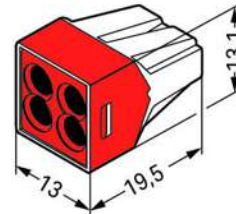


Data sheet | Item number: 773-604

PUSH WIRE® connector for junction boxes; for solid conductors; max. 4 mm²; 4-conductor; Brown clear housing; red cover; Surrounding air temperature: max 60°C; 2,50 mm²

www.wago.com/773-604



RoHS ✓
Compliant

BOMcheck.net

Item description

Note:

Terminating Aluminum Conductors

WAGO spring clamp terminal blocks are suitable for solid aluminum conductors up to 4 mm²/12 AWG if WAGO "Alu-Plus" Contact Paste is used for termination.

"Alu-Plus" Contact Paste Advantages:

- Automatically destroys the oxide film during clamping.
- Prevents fresh oxidation at the clamping point.
- Prevents electrolytic corrosion between aluminum and copper conductors (in the same terminal block).
- Provides long-term protection against corrosion.

Subject to changes. Please also observe the further product documentation!

WAGO Kontakttechnik GmbH & Co. KG
Hansastr. 27
32423 Minden
Phone: +49571 887-0 | Fax: +49571 887-169
Email: info.de@wago.com | Web: www.wago.com

Do you have any questions about our products?
We are always happy to take your call at +49 (571) 887-44222.



For spring clamp connections with PUSH WIRE® connection technology, **WAGO recommends that the aluminum conductor first be cleaned** and then immediately inserted into the clamping unit filled with "Alu-Plus" contact paste.

It is also possible to apply WAGO "Alu-Plus" **additionally** on the whole surface of the aluminum conductor before termination.

Please note that the nominal currents must be adapted to the reduced conductivity of the aluminum conductors::

2.5 mm² = 16 A

4 mm² = 22 A

Data

Electrical data

Ratings per IEC/EN 60664-1

Ratings per	IEC/EN 60664-1
Rated voltage (II / 2)	400 V
Rated impulse voltage (II / 2)	4 kV
Rated current	32 A
Legend (ratings)	(II / 2) ≙ Overvoltage category II / Pollution degree 2

Connection data

Connection technology	PUSH WIRE®
Actuation type	Push-in
Connectable conductor materials	Copper Aluminum
Strip length	12 mm / 0.47 inch
Total number of connection points	6
Total number of potentials	1
Type of wiring	Side-entry wiring

Geometrical Data

Width	13 mm / 0.512 inch
Height	13,1 mm / 0.516 inch
Depth	19,5 mm / 0.768 inch

Material Data

Cover color	red
-------------	-----

Subject to changes. Please also observe the further product documentation!

WAGO Kontakttechnik GmbH & Co. KG
Hansastr. 27
32423 Minden
Phone: +49571 887-0 | Fax: +49571 887-169
Email: info.de@wago.com | Web: www.wago.com

Do you have any questions about our products?
We are always happy to take your call at +49 (571) 887-44222.



Flammability class per UL94	V2
Weight	2.4 g

Environmental Requirements


Surrounding air (operating) temperature	60 °C
Continuous operating temperature	105 °C

Commercial data


Product Group	7 (Push Wire Conn.)
Packaging type	BOX
Country of origin	CN
GTIN	4055143243681
Customs Tariff No.	85369010000

Approvals / Certificates

Ship Approvals

Logo	Approval	Additional Approval Text	Certificate name
	ABS American Bureau of Shipping	-	18- HG1755093- PDA

UL-Approvals

Logo	Approval	Additional Approval Text	Certificate name
	UL UL International Germany GmbH	EN 60998	D-03479- A1

Counterpart

Compatible products

Mounting adapter

Item no.: 773-332

Subject to changes. Please also observe the further product documentation!

WAGO Kontakttechnik GmbH & Co. KG
Hansastr. 27
32423 Minden
Phone: +49571 887-0 | Fax: +49571 887-169
Email: info.de@wago.com | Web: www.wago.com

Do you have any questions about our products?
We are always happy to take your call at +49 (571) 887-44222.



Mounting carrier; 773 Series - 2.5 mm² / 4 mm² / 6 mm²; for DIN-35 rail mounting/screw mounting; orange

www.wago.com/773-332

General accessories



Item no.: 249-130

Syringe; Contents: 20 ml Alu-Plus contact paste

www.wago.com/249-130

Downloads

Documentation

Bid Text

773-604	May 17, 2017	doc	Download
doc - Datei		25.6 kB	

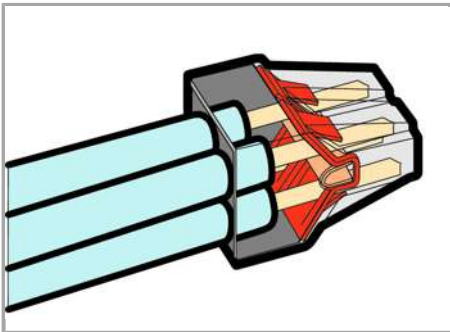
773-604	Feb 19, 2019	xml	Download
GAEB X81 - Datei		3.4 kB	

Additional Information


Technical explanations	Apr 3, 2019	pdf	Download
		2.1 MB	

Installation Notes

Conductor termination



PUSH WIRE® connector for junction boxes, 773 Series



Strip solid conductor to 12 mm (0.47 inch).



Termination: Insert stripped solid conductor until it hits backstop.

Subject to changes. Please also observe the further product documentation!


WAGO Kontakttechnik GmbH & Co. KG
Hansastr. 27
32423 Minden
Phone: +49571 887-0 | Fax: +49571 887-169
Email: info.de@wago.com | Web: www.wago.com

Do you have any questions about our products?
We are always happy to take your call at +49 (571) 887-44222.



Removal: Hold conductor to be removed and twist alternately left and right while pulling the connector.

Testing



Testing via test ports opposite to conductor entry.

Subject to changes. Please also observe the further product documentation!