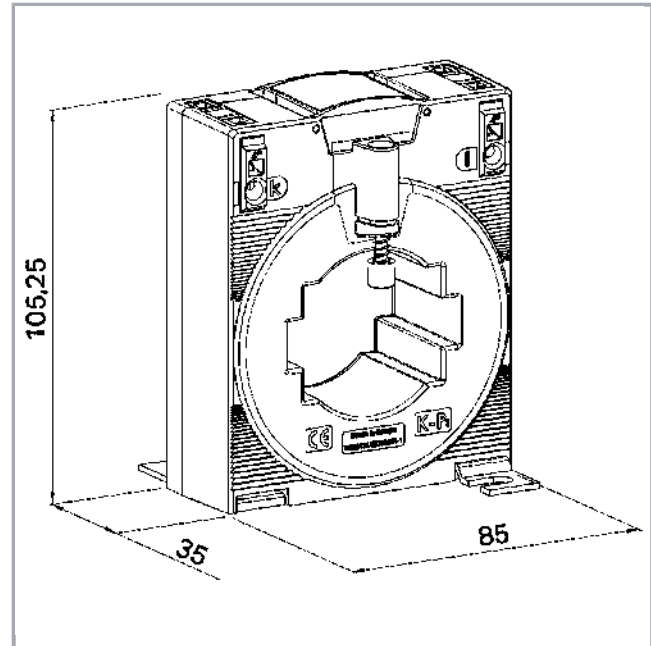


Data sheet | Item number: 855-505/400-1001

Plug-in current transformer; Primary rated current: 400 A; Secondary rated current: 5 A; Rated power: 10 VA; Accuracy class: 1

www.wago.com/855-505_400-1001



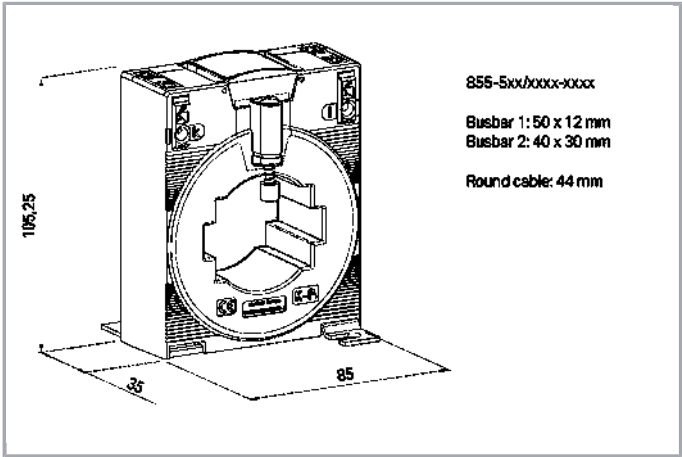
RoHS 
Compliant

[BOMcheck.net](https://www.bomcheck.net)

Subject to changes. Please also observe the further product documentation!

WAGO Kontakttechnik GmbH & Co. KG
Hansastr. 27
32423 Minden
Phone: +49571 887-0 | Fax: +49571 887-169
Email: info.de@wago.com | Web: www.wago.com

Do you have any questions about our products?
We are always happy to take your call at +49 (571) 887-44222.



Item description

Short description:

These plug-in units (855 Series) are inductive, single-conductor current transformers. Due to the measurement principle used, these current transformers are exclusively designed for AC network applications.

Features:

- Screwless CAGE CLAMP® connection technology
- Several mounting options available
- Vibration- and shock-resistant
- High mechanical retention forces
- High current-carrying capacity
- Continuous overload of 120% the nominal primary current
- Low-voltage current transformer for operating voltages up to max. 1.2 kV
- For 690 V power networks
- UL recognized components

Data

Technical Data

Input – current transformer

Primary rated current	400 A
Rated continuous thermal current I_{cth}	$1.2 \times I_N$
Rated short-time thermal current I_{th}	$60 \times I_N / 1 \text{ s (max. 100 kA / 1 s)}$
Overcurrent limiting factor	FS5 / FS10 (type dependent; see type plate inscription)
Rated frequency	50 ... 60 Hz

Subject to changes. Please also observe the further product documentation!

WAGO Kontakttechnik GmbH & Co. KG
Hansastr. 27
32423 Minden
Phone: +49571 887-0 | Fax: +49571 887-169
Email: info.de@wago.com | Web: www.wago.com

Do you have any questions about our products?
We are always happy to take your call at +49 (571) 887-44222.

Output – Current transformer

Secondary rated current	5 A
Rated power S_r	10 VA

Measurement error

Accuracy class	1
----------------	---

Safety and protection:

Highest voltage for equipment U_m	AC 1,2 kV _{rms}
Test voltage	AC 6 kV; 50 Hz; 1 min

Connection data

Connection technology	CAGE CLAMP®
Solid conductor	0,08 ... 4 mm ² / 28 ... 12 AWG
Fine-stranded conductor	0,08 ... 4 mm ² / 28 ... 12 AWG
Strip length	9 ... 10 mm / 0.35 ... 0.39 inch

Geometrical Data

Width	85 mm / 3.346 inch
Height	105,25 mm / 4.144 inch
Depth	52 mm / 2.047 inch

Mechanical data

Type of mounting	Closed current transformer Installation on mounting plate Mounting on round cable
------------------	---

Material Data

Insulation class	E
Weight	366 g

Environmental Requirements

Surrounding air (operating) temperature	-5 ... 50 °C
Surrounding air (storage) temperature	-25 ... 70 °C

Subject to changes. Please also observe the further product documentation!

Max. operating altitude	1000 m
-------------------------	--------

Standards and specifications


Conformity marking	CE
Standards/specifications	EN 61869-1; EN 61869-2; UL: E356480

Commercial data

Packaging type	BOX
Country of origin	DE
GTIN	4050821845881
Customs Tariff No.	85043129900

Approvals / Certificates





UL-Approvals

Logo	Approval	Additional Approval Text	Certificate name
	UL Underwriters Laboratories Inc.	-	E356480

Counterpart

Compatible products

General accessories

	Item no.: 2007-8873 Compact terminal block; for current and voltage transformers; 6,00 mm ² ; multicoloured	www.wago.com/2007-8873
	Item no.: 2007-8874 Compact terminal block; for current and voltage transformers; 6,00 mm ² ; multicoloured	www.wago.com/2007-8874
	Item no.: 2007-8875 Compact terminal block; for current transformer circuit; 6,00 mm ² ; multicoloured	www.wago.com/2007-8875
	Item no.: 2007-8876 Compact terminal block; for 3-phase current transformer circuit; 6,00 mm ² ; multicoloured	www.wago.com/2007-8876
	Item no.: 2007-8877	

Subject to changes. Please also observe the further product documentation!

Compact terminal block; for current transformer circuit; 6,00 mm²; multicolouredwww.wago.com/2007-8877**Item no.: 2857-570/024-005**

3-Phase Power Measurement Module; 3x400/690 V/5 A; Modbus RTU; Digital output; Configuration via software; Supply voltage: 24 VDC

www.wago.com/2857-570/024-005**Item no.: 857-550**Current signal conditioner; Current input signal; Current and voltage output signal; Digital output; Configuration via software; Supply voltage: 24 VDC; 6 mm module width; 2,50 mm²www.wago.com/857-550**Item no.: 857-569**

Power signal conditioner; Current and voltage input signal; Current and voltage output signal; Digital output; Configuration via software; Supply voltage: 24 VDC; 6 mm module width

www.wago.com/857-569**tools****Item no.: 210-720**

Operating tool; Blade: 3.5 x 0.5 mm; with a partially insulated shaft

www.wago.com/210-720**assembling****Item no.: 855-9910**

Quick-mount kit

www.wago.com/855-9910**Downloads****Documentation****Additional Information**

Disposal; Electrical and electronic equipment, Packaging	V 1.0.0	pdf 265.8 kB	Download
--	---------	-----------------	----------

Engineering-Software**Software for Interface-Products**

WAGO Interface Configuration Software SMALL	1.6.3.7	exe	Download
The full setup only includes the WAGO Interface Configuration Software.	Sep 17, 2019	48.0 MB	
WAGO Interface Configuration Software FULL	1.6.3.7	exe	Download
The full setup, in addition to the WAGO Interface Configuration Software, includes the installation for the Microsoft .NET Framework.	Sep 17, 2019	98.5 MB	

CAD/CAE-Data**CAD data**

2D/3D Models 855-505/400-1001	URL	Download
-------------------------------	-----	----------

Subject to changes. Please also observe the further product documentation!

WAGO Kontakttechnik GmbH & Co. KG
Hansastr. 27
32423 Minden
Phone: +49571 887-0 | Fax: +49571 887-169
Email: info.de@wago.com | Web: www.wago.com

Do you have any questions about our products?
We are always happy to take your call at +49 (571) 887-44222.

CAE data

EPLAN Data Portal 855-505/400-1001

URL


Download

Installation Notes

Conductor termination




Inserting a conductor – Operating tool actuation perpendicular to conductor entry.




Inserting a conductor – Operating tool actuation parallel to conductor entry.

Installation



Mounting on copper carrier rail



Mounting on round cable



Secured to mounting plate

Subject to changes. Please also observe the further product documentation!

WAGO Kontakttechnik GmbH & Co. KG
Hansastr. 27
32423 Minden
Phone: +49571 887-0 | Fax: +49571 887-169
Email: info.de@wago.com | Web: www.wago.com

Do you have any questions about our products?
We are always happy to take your call at +49 (571) 887-44222.



Mounting via quick-mount kit 855-9910

Subject to changes. Please also observe the further product documentation!

WAGO Kontakttechnik GmbH & Co. KG
Hansastr. 27
32423 Minden
Phone: +49571 887-0 | Fax: +49571 887-169
Email: info.de@wago.com | Web: www.wago.com

Do you have any questions about our products?
We are always happy to take your call at +49 (571) 887-44222.