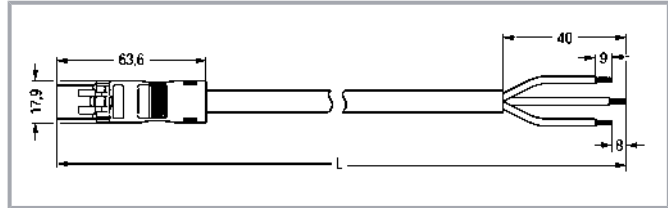


Data sheet | Item number: 891-8993/215-602

pre-assembled connecting cable; Eca; Plug/open-ended; 3-pole; Cod. A;
H05Z1Z1-F 3G 1.0 mm²; 6 m; 1,00 mm²; white

www.wago.com/891-8993_215-602



Item description

Cable assembly *WINSTA*® MINI A coding

Use effective pluggable connections instead of laborious screw connections: With the *WINSTA*® MINI cable assembly rated current 10 A. The pluggable installation connectors with spring pressure connection technology work entirely without screw connections. They allow resource-efficient, error-free installation in numerous applications. The coding options reduce installation errors, allowing fast, secure wiring of all components. Thanks to the color coding and mechanical A coding of *WINSTA*® MINI pluggable installation connectors, you can clearly distinguish different circuits. *WINSTA*® MINI follows the trend towards miniaturisation. Our smallest pluggable connection system is very good for lights, for instance, since as a result of LED technology; due to complex systems, these offer much less space for the connection technology. Of course, the safety of buildings must always be ensured, even after the electrical installation has been performed. The required safety requirements in connection with EU CPR are met by this product through fire class E. Eliminating halogens as an additive in the manufacture of this cable assembly noticeably improves fire safety and reduces environmental pollution.

Fast, secure pluggable connections – cable assemblies from WAGO

A plug and a free end are available. The *WINSTA*® Pluggable Connection System allows pluggable electrical installation. This saves time, lowers costs, and reduces the need for servicing. Take advantage of the pluggable version of our maintenance-free spring pressure connection technology too! Plan your installation with *WINSTA*® MINI pluggable installation connectors with fire class E from WAGO.

- effective protection against mismating
- compact design for conductors with a cross-section up to 1.5 mm²
- for any mains application
- exact dimensions
- rapid, structured electrical installation

Subject to changes. Please also observe the further product documentation!

WAGO Corporation
Germantown, WI 53022
Phone: 1-800-DIN-RAIL (346-7245) | Fax: (262) 255-6222
Email: info.us@wago.com | Web: www.wago.us

Do you have any questions about our products?
We are always happy to take your call at +49 (571) 887-44222.



Data Notes

Note	Cables with a different fire class can be found in the eShop.
------	---

Electrical data

Note on contact resistance	approx. 1 mΩ of contact resistance approx. 0.25 mΩ contact transition plug/socket
----------------------------	--

IEC Approvals

Ratings per	IEC/EN 60664-1
Rated voltage (III / 3)	250 V
Rated impulse voltage (III/3)	4 kV
Rated current	10 A
Legend (ratings)	(III / 3) ≙ Overvoltage category III / Pollution degree 3

Ratings per UL

Note for the US market	Some versions may also be used for current interruption in accordance with the UL certificate in select applications with currents below 5 A and voltages up to 600 V. For further information, please contact your local sales office.
------------------------	---

Connection data

Total number of potentials	3
PE function	Preceding PE contact
Conductor preparation	ultrasonically tip-bonded

Connection 1

Strip length	9 mm / 0.35 inch
Number of poles	3
Sheathed cable diameter	6.3 ... 8 mm
Wire cross-section	1 mm ²
Strip length (outer insulation)	40 mm
Connection type	Plug - Free end

Subject to changes. Please also observe the further product documentation!

WAGO Corporation
Germantown, WI 53022
Phone: 1-800-DIN-RAIL (346-7245) | Fax: (262) 255-6222
Email: info.us@wago.com | Web: www.wago.us

Do you have any questions about our products?
We are always happy to take your call at +49 (571) 887-44222.



Physical data

Pin spacing	4.4 mm / 0.173 inch
Total length	6 m

Mechanical data

Application	General mains applications
Coding	A
Variable coding	No
Marking	L \perp N
Potential Marking	L \perp N
Mating force of a plug-in connection	approx. 20 ... 70 N (depending on pole number)
Retention force of a plug-in connection	when locked: > 80N
Unmating force of a plug-in connection	when unlocked: approx. 20 ... 70 N (depending on pole number)
Number of mating cycles	200, without resistive load
Connection type	Plug - free end
Type of pre-assembled cable	Connecting cable
Cable type	H05Z1Z1-F 3G1
Protection type	IP20; IP40 when mated

Plug-in connection

Mismating protection	Yes
Note on mismating protection	All WINSTA® components are 100% protected against mismating when: a.) plugging different numbers of poles b.) plugging while rotated 180 c.) plugging while laterally staggered d.) plugging one pole
Locking lever	Can be retrofitted
Locking of plug-in connection	locking lever

Material data

Note (material data)	Information on material data can be found here
Color	white
Insulation material	Polyamide (PA66)
Fire class per EN 50575	E _{ca}
Contact material	Copper or copper alloy; surface-treated

Subject to changes. Please also observe the further product documentation!



Fire load	8.072 MJ
Connector color	white
Printing color of mating face	black
Strain relief color	white
Sheathed cable color	white
Printing color of sheathed cable	black
Halogen-free	Yes
Sheath material	Halogen-free
Weight	443.8 g
Copper weight of the pipe	0.029 kg/m

Environmental requirements



Processing temperature	-5 ... +40 °C
Continuous operating temperature	-35 ... +85 °C
Note on continuous operating temperature	PVC cable for temperatures ≤ 70 °C (including halogen-free) Insulating parts for temperatures ≤ 105 °C

Commercial data

PU (SPU)	1 Stück
Packaging type	unpacked
GTIN	4045454350734

Approvals / Certificates

Country specific Approvals

Logo	Approval	Additional Approval Text	Certificate name
	CCA DEKRA Certification B.V.	EN 61535	NTR NL-7823
	KEMA/KEUR DEKRA Certification B.V.	EN 61535	71-112995

Required accessories

Locking levers

Locking system

Subject to changes. Please also observe the further product documentation!

WAGO Corporation
Germantown, WI 53022
Phone: 1-800-DIN-RAIL (346-7245) | Fax: (262) 255-6222
Email: info.us@wago.com | Web: www.wago.us

Do you have any questions about our products?
We are always happy to take your call at +49 (571) 887-44222.

**Item no.: 890-111**

Locking lever; for flying leads; for tool operation; black

www.wago.com/890-111**Item no.: 890-101**

Locking lever; for manual operation; black

www.wago.com/890-101**Item no.: 890-121**

Locking lever; for manual operation; white

www.wago.com/890-121**Item no.: 890-131**

Locking lever; for flying leads; for tool operation; white

www.wago.com/890-131**Optional accessories****Cover**

Other

**Item no.: 897-2001**

Protective cap; Type1; for sockets and plugs; PVC; red

www.wago.com/897-2001**Mounting**

Mounting accessories

Item no.: 890-310

Mounting carrier; 2- to 5-pole; for flying leads; black

www.wago.com/890-310**Item no.: 890-311**

Mounting carrier; 2- to 5-pole; for flying leads; white

www.wago.com/890-311**Downloads****Documentation****Bid Text**

891-8993/215-602

2019 Feb 19

xml
3.1 kB

Download

X81 - Datei

891-8993/215-602

2014 Nov 26

doc
25.6 kB

Download

doc - Datei

CAD files**CAE data**

WSCAD Universe 891-8993/215-602

URL

Download

WSCAD Universe 891-8993/215-602

Subject to changes. Please also observe the further product documentation!

WAGO Corporation

Germantown, WI 53022

Phone: 1-800-DIN-RAIL (346-7245) | Fax: (262) 255-6222

Email: info.us@wago.com | Web: www.wago.us

Do you have any questions about our products?

We are always happy to take your call at +49 (571) 887-44222.



[URL](#)

[Download](#)

Installation Notes

Product family

WINSTA® MINI

[Show all products from the family](#)

Subject to changes. Please also observe the further product documentation!

WAGO Corporation
Germantown, WI 53022
Phone: 1-800-DIN-RAIL (346-7245) | Fax: (262) 255-6222
Email: info.us@wago.com | Web: www.wago.us

Do you have any questions about our products?
We are always happy to take your call at +49 (571) 887-44222.