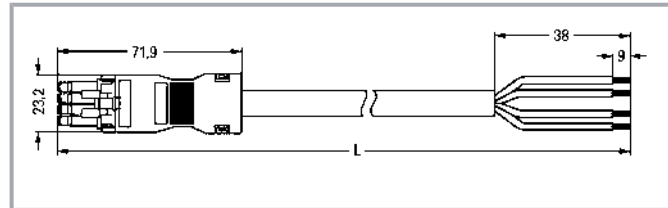


Data sheet | Item number: 891-8994/106-405

pre-assembled connecting cable; Eca; Socket/open-ended; 4-pole; Cod. B;
Control cable 4 x 1.5 mm²; 4 m; 1,50 mm²; light green

www.wago.com/891-8994_106-405



Item description

Cable assembly *WINSTA*® MINI with protection type IP40

Use effective pluggable connections instead of laborious screw connections: With the *WINSTA*® MINI cable assembly with protection against mismatching. WAGO pluggable installation connectors are used when specifications repeat or are distributed on a specific grid, for example for installing grid lighting or flush-mount lighting. The mechanical coding and color coding of the pluggable installation connector ensure error-free installation of the individual components – including protection against mismatching. The pluggable installation connector is protected against ingress by solid granular objects with a diameter of less than 1 mm in accordance with protection type IP40. Solutions like the *WINSTA*® MINI pluggable installation connectors with B coding are suitable for applications related to process control, such as for lighting or in data networks. Thanks to its particularly minimal dimensions, our *WINSTA*® MINI Pluggable Connection System with Push-in CAGE CLAMP® spring pressure connection technology is specifically suitable in very restricted spaces, i.e., for connections when very little room is available. Of course, the safety of buildings must always be ensured, even after the electrical installation has been performed. The required safety requirements in connection with EU CPR are met by this product through fire class E.

Pluggable connections instead of screw connections – cable assemblies from WAGO

A socket and a free end are provided. The *WINSTA*® Pluggable Connection System allows pluggable electrical installation. This significantly reduces the need for servicing and lowers costs. Now you can also lower installation costs without compromising safety and quality: The *WINSTA*® MINI pluggable installation connector with strain relief hosting eliminates the need for servicing and prevents unnecessary downtime.

- effective protection against mismatching
- compact design for conductors with a cross-section up to 1.5 mm²
- for automation controllers
- exact dimensions
- convenient installation and commissioning

Subject to changes. Please also observe the further product documentation!

WAGO Corporation
Germantown, WI 53022
Phone: 1-800-DIN-RAIL (346-7245) | Fax: (262) 255-6222
Email: info.us@wago.com | Web: www.wago.us

Do you have any questions about our products?
We are always happy to take your call at +49 (571) 887-44222.



Data Notes

Note	Cables with a different fire class can be found in the eShop.
------	---

Variants:	Other pole markings Other versions (or variants) can be requested from WAGO Sales or configured at https://configurator.wago.com/ .
-----------	---

Electrical data

Note on contact resistance	approx. 1 mΩ of contact resistance approx. 0.25 mΩ contact transition plug/socket
----------------------------	--

IEC Approvals

Ratings per	IEC/EN 60664-1
Rated voltage (III / 3)	400 V
Rated impulse voltage (III/3)	6 kV
Rated current	16 A
Note (rated current)	13 A for 3-pole load 10 A for 4-pole load
Legend (ratings)	(III / 3) ≙ Overvoltage category III / Pollution degree 3

Ratings per UL

Note for the US market	Some versions may also be used for current interruption in accordance with the UL certificate in select applications with currents below 5 A and voltages up to 600 V. For further information, please contact your local sales office.
------------------------	---

Connection data

Total number of potentials	4
Conductor preparation	ultrasonically tip-bonded

Connection 1

Number of poles	4
Sheathed cable diameter	8.4 ... 10.5 mm
Wire cross-section	1.5 mm ²
Strip length (outer insulation)	38 mm

Subject to changes. Please also observe the further product documentation!

WAGO Corporation
Germantown, WI 53022
Phone: 1-800-DIN-RAIL (346-7245) | Fax: (262) 255-6222
Email: info.us@wago.com | Web: www.wago.us

Do you have any questions about our products?
We are always happy to take your call at +49 (571) 887-44222.



Connection type	Socket - Free end
-----------------	-------------------

Physical data

Pin spacing	4.4 mm / 0.173 inch
Total length	4 m

Mechanical data

Application	Control technology
Coding	B
Variable coding	No
Marking	1 2 3 4
Potential Marking	1 2 3 4
Mating force of a plug-in connection	approx. 20 ... 70 N (depending on pole number)
Retention force of a plug-in connection	when locked: > 80N
Unmating force of a plug-in connection	when unlocked: approx. 20 ... 70 N (depending on pole number)
Number of mating cycles	200, without resistive load
Connection type	Socket - Free end
Type of pre-assembled cable	Connecting cable
Cable type	Control line 4 x 1.5
Protection type	IP40

Plug-in connection

Mismating protection	Yes
Note on mismating protection	All WINSTA® components are 100% protected against mismating when: a.) plugging different numbers of poles b.) plugging while rotated 180 c.) plugging while laterally staggered d.) plugging one pole
Locking lever	Can be retrofitted
Locking of plug-in connection	locking lever

Material data

Note (material data)	Information on material data can be found here
Color	light green
Insulation material	Polyamide (PA66)
Fire class per EN 50575	E _{ca}

Subject to changes. Please also observe the further product documentation!

WAGO Corporation
Germantown, WI 53022
Phone: 1-800-DIN-RAIL (346-7245) | Fax: (262) 255-6222
Email: info.us@wago.com | Web: www.wago.us

Do you have any questions about our products?
We are always happy to take your call at +49 (571) 887-44222.



Contact material	Copper or copper alloy; surface-treated
Fire load	0.039 MJ
Connector color	light green
Printing color of mating face	black
Strain relief color	black
Sheathed cable color	gray
Printing color of sheathed cable	black
Halogen-free	No
Sheath material	PVC
Weight	444.9 g
Copper weight of the pipe	0.058 kg/m

Environmental requirements

Processing temperature	-5 ... +40 °C
Continuous operating temperature	-35 ... +85 °C
Note on continuous operating temperature	PVC cable for temperatures ≤ 70 °C (including halogen-free) Insulating parts for temperatures ≤ 105 °C

Commercial data

PU (SPU)	1 Stück
Packaging type	unpacked
Country of origin VKOrg Germany	PL
GTIN	4055143520119
Customs tariff number VKOrg Germany	85444290900

Required accessories

Locking levers

Locking system	
Item no.: 890-111 Locking lever; for flying leads; for tool operation; black	www.wago.com/890-111
Item no.: 890-101 Locking lever; for manual operation; black	www.wago.com/890-101
Item no.: 890-121 Locking lever; for manual operation; white	www.wago.com/890-121
Item no.: 890-131 Locking lever; for flying leads; for tool operation; white	www.wago.com/890-131

Subject to changes. Please also observe the further product documentation!



WAGO Corporation
Germantown, WI 53022
Phone: 1-800-DIN-RAIL (346-7245) | Fax: (262) 255-6222
Email: info.us@wago.com | Web: www.wago.us

Do you have any questions about our products?
We are always happy to take your call at +49 (571) 887-44222.




Optional accessories

Mounting

Mounting accessories		
	Item no.: 890-310 Mounting carrier; 2- to 5-pole; for flying leads; black	www.wago.com/890-310
	Item no.: 890-311 Mounting carrier; 2- to 5-pole; for flying leads; white	www.wago.com/890-311

Cover

Other		
	Item no.: 897-2003 Protective cap; Type2; for sockets and plugs; PVC; red	www.wago.com/897-2003

Downloads

Documentation

Bid Text

891-8994/106-405 X81 - Datei	2019 Feb 19	xml 3.1 kB	Download
891-8994/106-405 doc - Datei	2014 Dec 2	doc 26.1 kB	Download

Environmental Product Compliance

Compliance Search

Environmental Product Compliance 891-8994/106-405 pre-assembled connecting cable; Eca; Socket/open-ended; 4-pole; Cod. B; Control cable 4 x 1.5 mm ² ; 4 m; 1,50 mm ² ; light green	URL	Download
--	-----	----------

Installation Notes

Product family

WINSTA® MINI

[Show all products from the family](#)

Subject to changes. Please also observe the further product documentation!

WAGO Corporation
Germantown, WI 53022
Phone: 1-800-DIN-RAIL (346-7245) | Fax: (262) 255-6222
Email: info.us@wago.com | Web: www.wago.us

Do you have any questions about our products?
We are always happy to take your call at +49 (571) 887-44222.