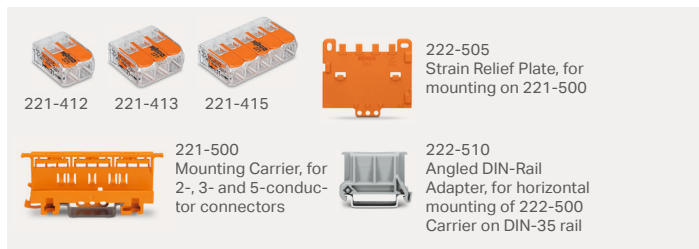


## Installation Connectors



**WAGO 221:**


The COMPACT Splicing Connectors for All Conductor Types



0.14 ... 4 mm<sup>2</sup>  
0.2 ... 4 mm<sup>2</sup>  
450 V / 4 kV / 2  
32 A  
Ambient operating temperature:  
max. 85 °C (T85)

**WAGO 222:**

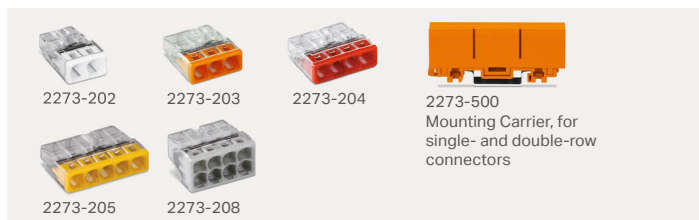
The CLASSIC Splicing Connectors for All Conductor Types



0.08 ... 4 mm<sup>2</sup>  
0.08 ... 2.5 mm<sup>2</sup>  
400 V / 4 kV / 2  
32 A  
Ambient operating temperature:  
max. 40 °C

**WAGO 2273:**

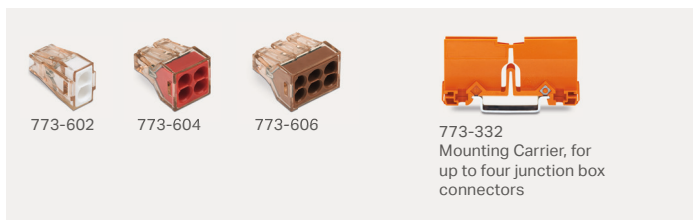
The COMPACT Junction Box Connectors



0.5 ... 2.5 mm<sup>2</sup>  
450 V / 4 kV / 2  
24 A  
Ambient operating temperature:  
max. 60 °C (T60)

**WAGO 773:**

The Junction Box Connectors up to 4 mm<sup>2</sup>



1.5 ... 4 mm<sup>2</sup>  
400 V / 4 kV / 2  
32 A  
Ambient operating temperature:  
max. 60 °C

**WAGO 224:**

The Lighting and Service Connectors



Installation side: 1 ... 2.5 mm<sup>2</sup>  
Lighting side: 0.5 ... 2.5 mm<sup>2</sup>  
400 V / 4 kV / 2  
24 A  
Ambient operating temperature:  
max. 60 °C (gray and white)  
max. 75 °C (black)

**WAGO 773:**

The SPECIAL Junction Box Connectors



2.5 ... 6 mm<sup>2</sup>  
400 V / 4 kV / 2  
41 A  
Ambient operating temperature:  
max. 60 °C

0.75 ... 2.5 mm<sup>2</sup>  
1.5 ... 2.5 mm<sup>2</sup>  
400 V / 4 kV / 2  
24 A  
Ambient operating temperature:  
max. 60 °C

**WAGO 243:**

The MICRO Junction Box Connectors



0.6 ... 0.8 mm Ø  
100 V / 1.5 kV / 2  
6 A  
Ambient operating temperature:  
max. 60 °C

When using conductors of exclusively the same diameter, 0.5 mm or 1 mm diameters are also possible!



**Vario-T-BOXX**  
887-912


Compact selection of the new WAGO 221 Series in high-quality Sortimo® plastic case



## New Mounting Carrier: The 221 Series Conquers Distribution Cabinets

Easily accessible, simple to assign, transparent structures, and all of this according to standards: With the new mounting carrier, electricians can also use WAGO's popular 221 Series COMPACT Splicing Connectors in distribution cabinets –


while meeting valid VDE standards. The carrier provides secure mount to the DIN-rail and easy marking for the compact and user-friendly connectors.




Strain relief via cable ties on the mounting carrier (perpendicular to the connectors' wiring direction)



Vertical DIN-35 rail mounting with strain relief plate or screw mounting on smooth surfaces



Horizontal mounting on DIN-35 rail via angled DIN-rail adapter



Horizontal screw mounting with strain relief plate on smooth surfaces

**WAGO Kontakttechnik GmbH & Co. KG**

Postfach 2880 · 32385 Minden  
Hansastraße 27 · 32423 Minden  
[info@wago.com](mailto:info@wago.com)  
[www.wago.com](http://www.wago.com)

Headquarters	+49 571/ 887 - 0
Sales	+49 571/ 887 - 222
Order Service	+49 571/ 887 - 44 333
Fax	+49 571/ 887 - 844 169

WAGO is a registered trademark of WAGO Verwaltungsgesellschaft mbH.

"Copyright – WAGO Kontakttechnik GmbH & Co. KG – All rights reserved. The contents and structure of the WAGO Websites, catalogs, videos and other WAGO media are subject to copy-right protection. Distribution or modification to the contents of these pages and videos is prohibited. Furthermore, the content may neither be copied nor made available to third parties for commercial purposes. Also subject to copyright are the images and videos that were made available to WAGO Kontakttechnik GmbH & Co. KG by third parties."